Quezon City
Annual Report



01 10

The
BELMONTE
Administration

From 2001 to 2009, the Belmonte Administration carefully and strategically laid down the foundations for Quezon City's propulsion to sustainable economic development.
The paths have been very clear.
First, financial stability.
Then, continuous capacity building. Throughout, massive investments to build up the city.
The intended beneficiaries of this progress are just as clear: all the people of Quezon City.





Vision

The Quezon City Government envisions itself to be a model of effective governance and responsible leadership, working in partnership with the citizenry in building a Quality Community.

Mission

To provide quality service which will make Quezon City an ideal community where people live, work and do business in a hospitable, progressive and peaceful environment.

Contents

4 Awards of the Belmonte Administration
6 Message of the Mayor
10 Map of Quezon CITY
11 Indicators
19 Quezon City: Celebrating 70 Years
21 Accomplishments of the Belmonte Administration
32 Alleviating Poverty
72 Building Up the City
96 Competing on Efficiencies
110 The Quezon City Government
122 Outstanding Citizens





ACCOMPLISHMENTS OF THE BELMONTE ADMINISTRATION

AWARDS AND RECOGNITION

Mayor

- The Outstanding Filipino in Government Service of the Philippine Jaycees and Insular Life Philippines, 2002
- 2003 Most Outstanding City Mayor (Local Government Leadership Awards)
- Huwarang Pilipino Awardee for Local Governance (Huwarang Pilipino Foundation)

Local Government

- 2003 Gawad Galing Pook Award for Effective Fiscal Management
- Most Business-friendly City awardee for 2003, 2004 and Hall of Famer in 2005 (from the Philippine Chamber of Commerce and Industry)
- DILG Model of Good Governance citation for being "the best managed city" (from the Department of Interior and Local Government)
- 2003 Livable Community Award (from the Metrobank Foundation)
- 2003 Kabalikat sa Pabahay Award for the Local Government Unit with the Most Number of Community Mortgage Programs (from the Housing and Urban Development Coordinating Council)
- 2005 Gawad Galing Pook Award for Outstanding Local Government Program, for the Molave Youth Home
- 2006 CEO Excel Awards for Communications Excellence in the Government Sector
- 2006, 2007, 2009 Dangal ng Lawa Awardee for the city's riverways clean up program (from the Laguna Lake Development Authority)
- 2008 Galing Pook Award for the Payatas Landfill Transformation Project (Galing Pook Foundation)
- 2009 Galing Pook Award for the Parks Development Program (Galing Pook Foundation)

The City

- Most Competitive City in Metro Manila and Second Most Competitive in the Philippines (Asian Institute of Management 2007 Cities Competitive Ranking Project)
- Top Philippine Asian City of the Future; No. 7 among 200 Asian Cities, 2007-2009 (London Financial Times Survey, through Singapore's Asiabiz Strategy)





Nine years ago, our City reached a turning point in its modern history. It involved not only a transition in governance. It marked the start of significant, massive improvements in Quezon City, noteworthy enough to make the rest of the country and the international community take notice.

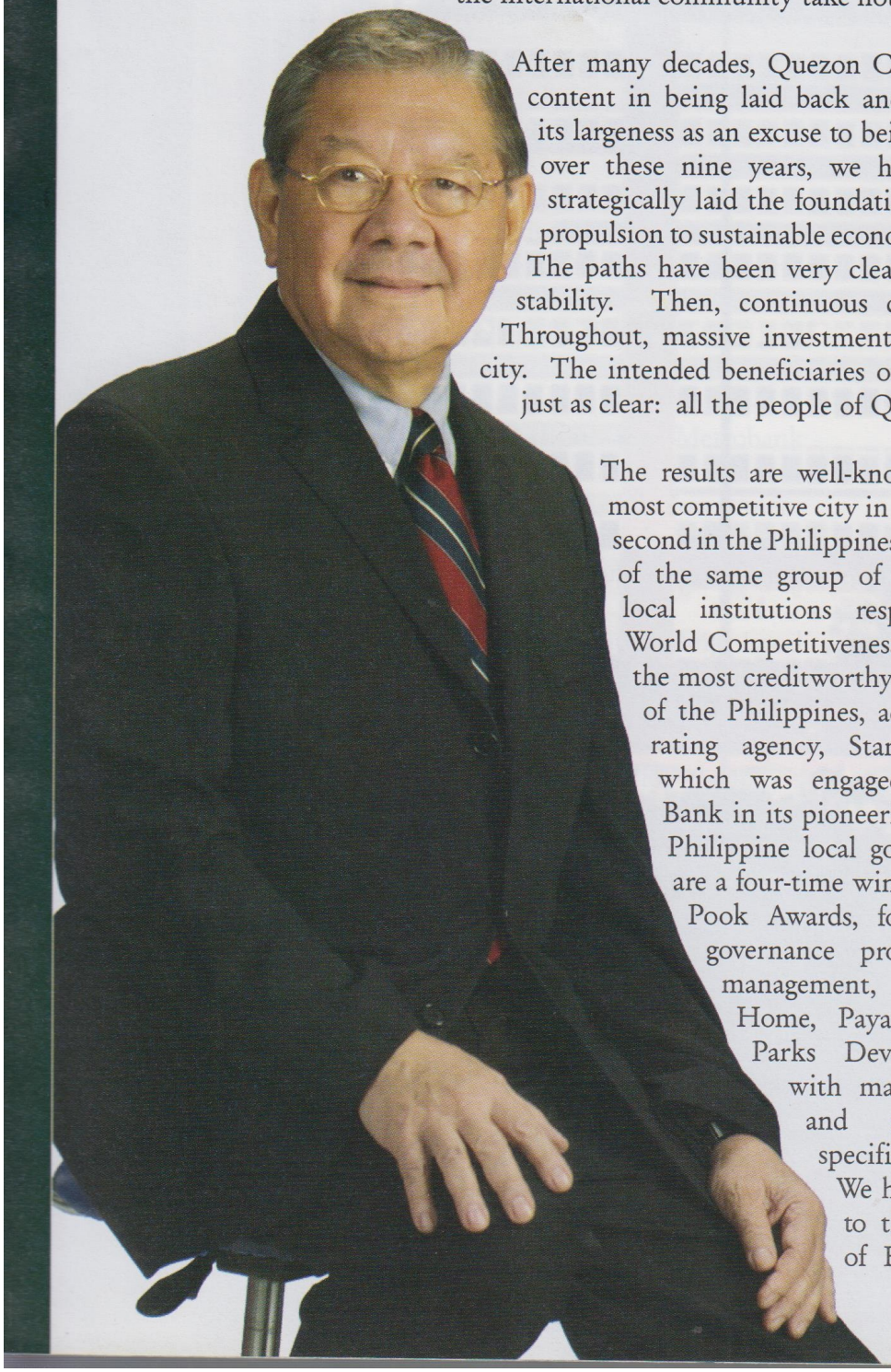

After many decades, Quezon City was no longer content in being laid back and mediocre, using its largeness as an excuse to being a laggard. For, over these nine years, we have carefully and strategically laid the foundations for our City's propulsion to sustainable economic development. The paths have been very clear. First, financial stability. Then, continuous capacity building. Throughout, massive investments to build up the city. The intended beneficiaries of this progress are just as clear: all the people of Quezon City.

The results are well-known: We are the most competitive city in Metro Manila and second in the Philippines, by the reckoning of the same group of international and local institutions responsible for the World Competitiveness surveys. We are the most creditworthy local government of the Philippines, according to credit rating agency, Standard & Poor's, which was engaged by the World Bank in its pioneering project to rate Philippine local governments. We are a four-time winner of the Galing Pook Awards, for our successful governance programs in fiscal management, Molave Youth Home, Payatas Landfill and Parks Development, along with many other awards and recognition for specific breakthroughs. We have been elevated to the Hall of Fame of Business Friendly

Cities, by the Philippine Chamber of Commerce and Industry.

Our governance achievements have been cited in the websites of the World Bank and the Asian Development Bank, with both institutions keeping our city constantly within their radar of development projects. The World Bank itself had endorsed Cities Alliance funding of our City's competitive strategy project, convinced that our City could now aim for the trajectory of development of globally competitive cities.

The burdens that we have had to overcome have been tremendous - a bankrupt bureaucracy, corruption-prone systems, poorly planned and severely lacking infrastructure, and a huge poor population. Obviously, the manner of governance could not be as usual.

I drew on my years of experience in turning around financially ailing government corporations, recognized the doability of commonsense solutions, tapped the rich repository of experience of the local government bureaucracy, studied root causes of success and failures, and observed other local and international examples, to guide what is now the Quezon City transformation story.

Our experience has shown how a Philippine city can very much influence its own development, and carve out its own esteemed status among other cities of the world. Indeed, we can say with pride, we are seeing to it that Quezon City becomes the most attractive destination in the Philippines - whether, it be for business, residency or leisure.

Thank you for your faith in my leadership as your mayor for nine years, and in your support for the Serbisyong Bayan Team. It has been our mission to give you not only an economically revitalized Quezon City, but a city that is able to translate this progress into improvements in the quality of life of even its poorest citizens.

We have proven that a good financial foundation is a solid springboard for sustainable investment in City transformation because even the best ideals cannot become a reality without any resources.

We have demonstrated that tragedy and despair can inspire pioneering innovations that have not only uplifted the Payatas community, but also created a landfill and biogas facility that has gained local and international recognition.

Guiding the transition involved changes in mindset. We have shown that largeness and being populous are not a burdens; if guided well, they can actually be advantages. Take our having the largest public school population in the Philippines, as an example. The numbers have not dampened our resolve to provide quality education. One by one, we have addressed the constraints to better learning (whether these be textbooks, furniture and supplies, classrooms, teachers, programs, and even nutrition), even if each solution has to be multiplied by the factor of half a million, which is the number of our school enrollment.

We have proven that a good financial foundation is a solid springboard for sustainable investments in City transformation because even the best ideals cannot become a reality without any resources.

We have demonstrated that tragedy and despair can inspire pioneering innovations that have not only uplifted the Payatas community, but also created a landfill and biogas facility that has gained local and international recognition.

We have also shown that a change in values can translate into improvements in public services, only if properly backed up by a change into systems that minimize opportunities for corruption, and slash the meandering red tape commonly associated with bureaucracies.

We are also tackling the challenges of

poverty with a multiplicity of responses, discerning the empowering from the palliative, carefully balancing both. We realize that, while poverty is an age-old problem, new technology may offer some innovative solutions, especially in the employment and livelihood sectors, in data base creation and processing, and in bringing learning up to par with the quality demanded by modern environments.

Many problems are giving rise to new solutions. The peaking of revenue collections as generated by increased efficiencies led us to the development of new central business districts to stimulate the growth of more revenue sources. Schemes to deal with methane buildup at the Payatas landfill gave rise to the tapping of carbon credits from greenhouse gas reduction schemes, as a new revenue source for Philippine local governments.

To the people of Quezon City, thank you for your faith in my leadership as your mayor for nine years, and in your support for the Serbisyong Bayan Team. It has been our mission to give you not only an economically revitalized Quezon City, but a city that is able to translate this progress into improvements in the quality of life of even its poorest citizens.

Your partnerships and contributions to the fulfillment of this mission have been tremendous. Let us continue working together to enrich and spread the gains of economic growth.

Sa inyong pagtitiwala, mag-tutuloy pang manunungkulan sa inyo ang Serbisyong Bayan Team, this time under a new leadership, para lalo pang lumago ang progreso sa Quezon City.

Maraming salamat sa inyong lahat.

FELICIANO BELMONTE, JR.

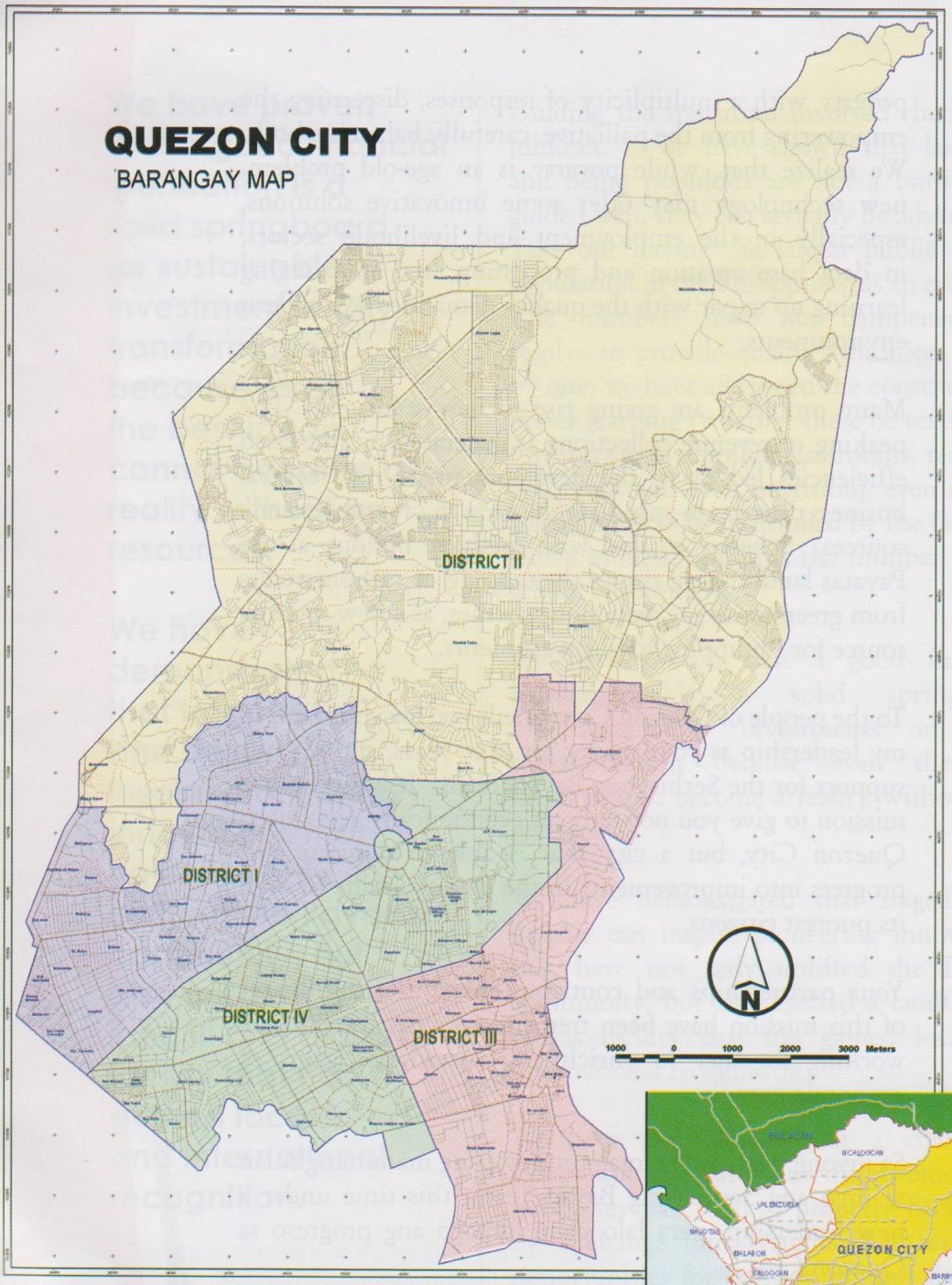

Quezon City is the largest of Metro Manila's cities in population and land area. At 160 square kilometers, it is an urban landscape spread over one-fourth of the Philippines' metropolitan area and is five times larger than Manila.

It is bounded on the north by Caloocan City and San Jose del Monte; on the south by Pasig, Mandaluyong and San Juan; on the west by Manila, Caloocan and Valenzuela; and on the east by Rodriguez, San Mateo and Marikina.



POPULATION INDICATORS

Quezon City now has 2.86 million people, the biggest population among all cities in the National Capital Region and third biggest LGU in the Philippines.

Age	2000			2008			2009		
	Male	Female	Total	Male	Female	Total	Male	Female	Total
Under 1	28,959	27,192	56,151	36,866	34,620	71,486	38,113	35,790	73,903
1 to 4	108,470	102,726	211,196	138,089	130,785	268,874	142,758	135,208	277,966
5 to 9	117,881	111,750	229,631	150,070	142,274	292,344	155,144	147,085	302,229
10 to 14	100,019	96,151	196,170	127,331	122,414	249,745	131,636	126,553	258,189
15 to 19	96,989	112,509	209,498	123,473	143,240	266,713	127,648	148,083	275,731
20 to 24	109,267	128,549	237,816	139,104	163,660	302,764	143,808	169,194	313,002
25 to 29	105,354	113,234	218,588	134,122	144,163	278,285	138,657	149,038	287,695
30 to 34	96,791	98,233	195,024	123,221	125,065	248,286	127,388	129,294	256,681
35 to 39	78,971	79,773	158,744	100,535	101,563	202,098	103,934	104,997	208,931
40 to 44	66,032	67,235	133,267	84,062	85,601	169,663	86,904	88,495	175,400
45 to 49	51,320	51,265	102,585	65,334	65,268	130,602	67,543	67,475	135,017
50 to 54	38,439	38,808	77,247	48,934	49,409	98,343	50,589	51,080	101,669
55 to 59	22,604	23,961	46,565	28,777	30,506	59,283	29,750	31,537	61,287
60 to 64	17,635	20,900	38,535	22,450	26,609	49,059	23,209	27,508	50,718
65 to 69	11,271	13,945	25,216	14,348	17,755	32,103	14,833	18,355	33,188
70 to 74	7,366	9,936	17,302	9,378	12,650	22,028	9,695	13,077	22,772
75 to 79	4,024	6,216	10,240	5,123	7,914	13,037	5,296	8,181	13,477
80 to 84	2,055	3,602	5,657	2,616	4,586	7,202	2,705	4,741	7,445
85 and over	1,333	3,066	4,399	1,696	3,904	5,600	1,753	4,036	5,790
Total	**1,064,780**	**1,109,051**	**2,173,831**	**1,355,529**	**1,411,986**	**2,767,515**	**1,401,363**	**1,459,727**	**2,861,090**
	Total Households		**480,624**	**Total Households**		**615,002**	**Total Households**		**635,798**

Quezon City Population per District 2009

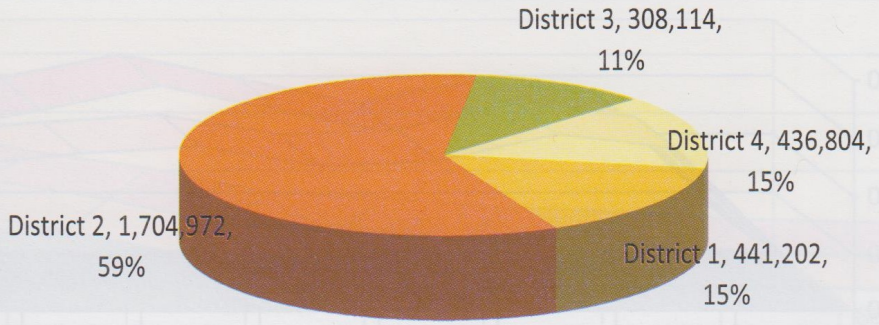

School Age Population
2000, 2007, 2008 and 2009



	2000	2007	2008	2009
3-5 (pre-school)	151,524	186,640	192,773	199,292
6-11 (elem)	262,173	325,687	336,390	514,836
12-15 (high sch)	159,602	185,312	191,402	197,874
16-21 (college)	262,725	333,719	344,689	356,343

Dependent Population
2000, 2007, 2008 and 2009

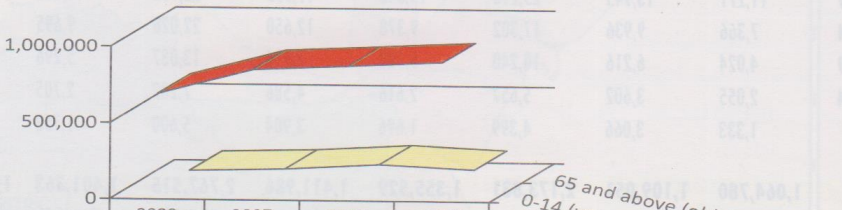

	2000	2007	2008	2009
0-14 (young dependents)	693,148	854,370	882,449	912,288
65 and above (old dependents)	62,814	77,424	110,584	82,673

Number of QC Residents Per Age Group (Life Expectancy Trend Among QC Residents)
2009 Projections



	Under 1	1 to 4	5 to 9	10 to 14	15 to 19	20 to 24	25 to 29	30 to 34	35 t
Male	38,113	142,758	155,144	131,636	127,648	143,808	138,657	127,388	103
Female	35,790	135,208	147,085	126,553	148,083	169,194	149,038	129,294	104

Future Couples, Women of Reproductive Age, and Elderly Population
2000, 2007, 2008 and 2009



	2000	2007	2008	2009
Elderly	101,349	124,922	129,028	133,391
Women of Reproductive Age	650,798	802,194	828,559	856,575
Future Couples	902,646	1,112,596	1,149,161	1,188,019

Deaths and Marriages in Quezon City 2001-2009

	2001	2002	2003	2004	2005	2006	2007	2008	2009	Total
Deaths	15,820	17,336	22,807	17,443	22,597	19,059	18,228	18,277	19,958	**171,525**
Marriages	28,485	31,436	24,910	25,759	17,254	19,278	17,944	16,571	15,550	**197,187**

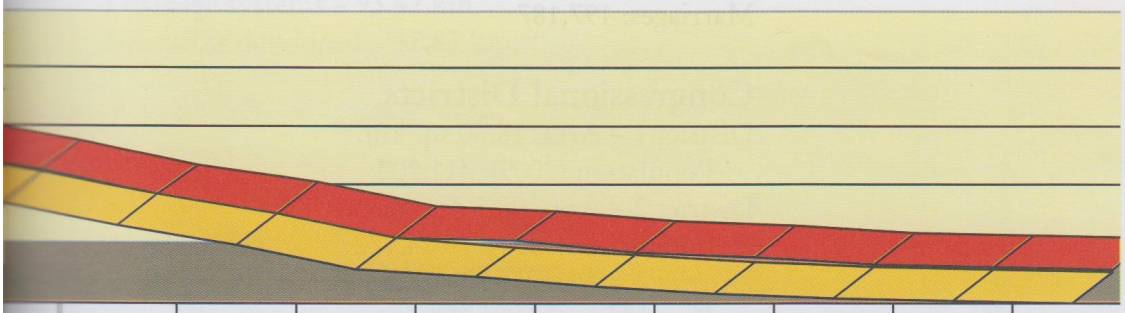

	45 to 49	50 to 54	55 to 59	60 to 64	65 to 69	70 to 74	75 to 79	80 to 84	85 and above
2004	67,543	50,589	29,750	23,209	14,833	9,695	5,296	2,705	1,753
2005	67,475	51,080	31,537	27,508	18,355	13,077	8,181	4,741	4,036

QUEZON CITY INDICATORS

Area
16,112.8 hectares or 160 sq. km.
Largest among Metro Manila's 16 cities and 1 municipality
Almost one-fourth of the expanse of Metro Manila

Location
Northeast portion of Metro Manila

Boundaries
North: Caloocan and San Jose Del Monte, Bulacan
East: San Mateo and Marikina
South: Pasig, Mandaluyong, San Juan and Manila
West: Valenzuela, Caloocan and Manila

Demographics
Population (2009): 2,861,090
- Male: 1,401,363
- Female: 1,459,727

Population density: 177.57 per hectare
Number of households: 635,798 households
Future Couples (19 and below): 1,188,019
Employable population: 1,652,457
Women of reproductive age: 856,576
Senior citizens (60 years old and older): 133,390
Dependent Population – 994,961
- Young Dependents (0-14 years old) – 912,288
- Old Dependents (65 years old and older) – 82,673

Births: 713,280 (registered from 2001 to 2009)
Marriages: 197,187

Congressional Districts
District 1 – Area: 18.30 sq. km.
- Population (2009): 411,202

District 2 – Area: 98.5 sq. km.
- Population (2009): 1,704,972

District 3 – Area: 23.36 sq. km.
- Population (2009): 308,114

District 4 – Area: 25.17 sq. km.
- Population (2009): 436,804

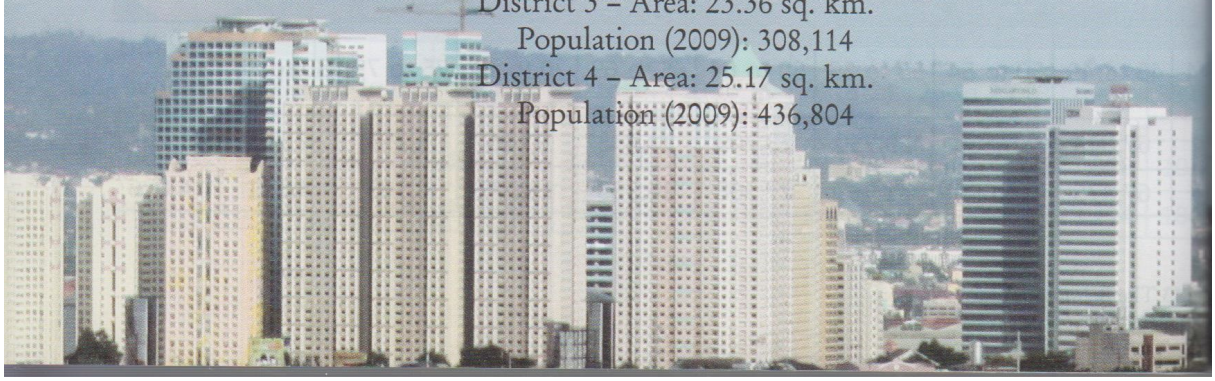

Barangays

142 Barangays

Most Populated (2009)

- Commonwealth – 190,885 people
- Batasan Hills – 161,601 people
- Payatas – 118,219 people
- Holy Spirit – 111,131 people
- Bagong Silangan – 92,238 people

Biggest Land Area

- Bagong Silangan – 5.951 sq. km.
- Batasan Hills – 5.924 sq. km.
- Pasong Tamo – 4.979 sq. km.
- UP Campus – 4.534 sq. km.
- Greater Lagro – 4.209 sq. km.

Richest (in terms of real property tax shares)

- South Triangle – P14,597,051.64
- Bagumbayan – 14,082,201.26
- Socorro – 13,557,498.62
- Ugong Norte – 11,265,014.24
- Apolonio Samson – 8,529,598.34

Road Network

Total City road network – 2,095.51 km.

- National Road – 215.38 km.
- City Roads – 834.83 km.
- Privately-owned roads – 1,045.30 km.

Length of roads improved by the City government – 621.12 km.

- Concreted and asphalted – 489.87 km.
- Drainage systems – 93.42 km.
- Sidewalks developed – 37.83 km.

Utilities

Water (2008)

Average City Consumption – 43.7 cubic meters per service connection per month

- Commercial users – 180.6 cubic meters
- Industrial users – 119.7 cubic meters
- Semi-business users – 69.2 cubic meters
- Domestic users – 33.2 cubic meters



Power (2007)

Average City consumption – 294,069,726 kwh per month
Residential – 109,673,563 kwh or 37.30% of total
Commercial – 134,737,806 kwh or 45.82% of total
Industrial – 47,442,309 kwh or 16.13% of total
Streetlights – 2,216,048 kwh or 0.75% of total

Number of Streetlights Installed

District 1 – 9,858 streetlights
District 2 – 19,929 streetlights
District 3 – 5,917 streetlights
District 4 – 8,910 streetlights

Communication and Media

Installed phone and multi-media lines (2006) – 573,866
Subscribed – 931,248
No. of media companies (2006)
11 radio stations
11 television networks
6 cable TV stations
4 newspaper publishers

Information & Communications Technology

No. of PEZA-Registered ICT parks and buildings – 30
No. of employees in ICT parks – 27,388
Areas offering wireless fidelity service – 44
Internet cafes (estimate) – 600
Computer retailers and distributors – 450

Business

No. of businesses registered (2009) – 54,748 business
Annual average of new businesses (2006-2009) – 10,686
Occupational permits issued (2009) – 142,703
Annual average of occupational permits issued – 124,755

Education

Literacy Rate: 98.32%
School-age population (2008)
Preschool (3-5 years old): 192,773
Elementary (6-11 years old): 336,390
High School (12-15 years old): 191,402
College (16-21 years old): 344,689
Public School Enrolment
Elementary: 263,988
High School: 151,396

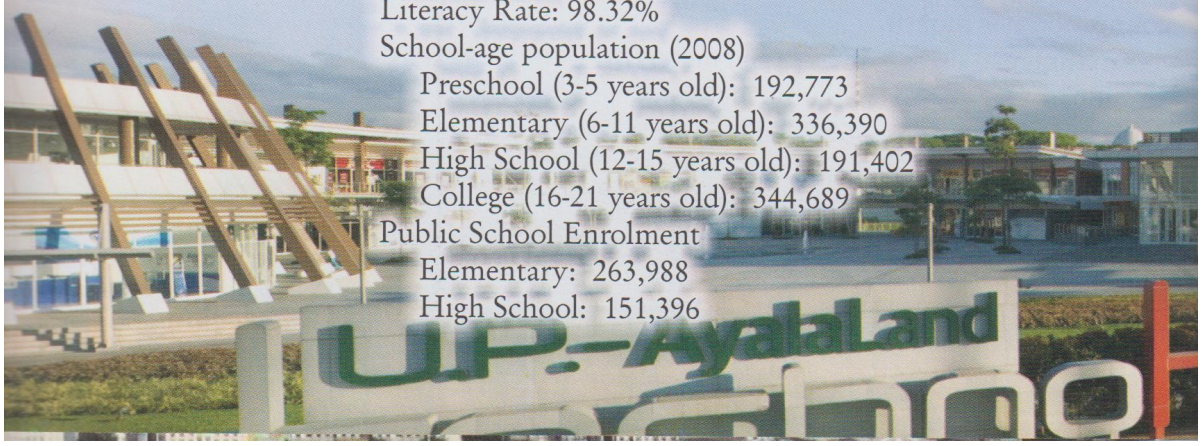

Number of public elementary schools: 99
Number of public high schools: 48
Number of new buildings constructed (2001 to 2009): 101
Number of classrooms constructed (2001-2009): 1,680
Number of tertiary-level institutions (public and private)): 65
Number of City-owned day care centers: 262

Health Facilities

Number of hospitals: 61
- Government-owned: 18
- Private: 43

Number of health centers: 60
- Super health centers: 7
- Social hygiene clinics: 3
- Microscopy centers: 18
- Quality Assurance Laboratory: 1

Number of various other health and wellness facilities
- Medical clinics: 301
- Optical clinic: 93
- Dental clinic: 335
- Dermatology clinic: 15
- Laboratory: 144
- Physical therapy clinic: 6

Parks and Open Spaces

Number of community parks improved: 306
Number of new parks developed: 166
Major parks
- Quezon Memorial Circle (25 hectares)
- Ninoy Aquino Parks and Wildlife (80 hectares)

Special parks
- La Mesa Ecopark (33 hectares)
- UP Arboretum (16 hectares)

Government

Number of national government institutions in QC: 125, including the Philippine Congress, Civil Service Commission, Commission on Audit, Department of Social Welfare and Development, and the Sandiganbayan
Number of government-owned and controlled corporations in QC: 25
Number of QC local government employees (2009): 12,750
- Contractual: 8,108
- Regular: 4,642

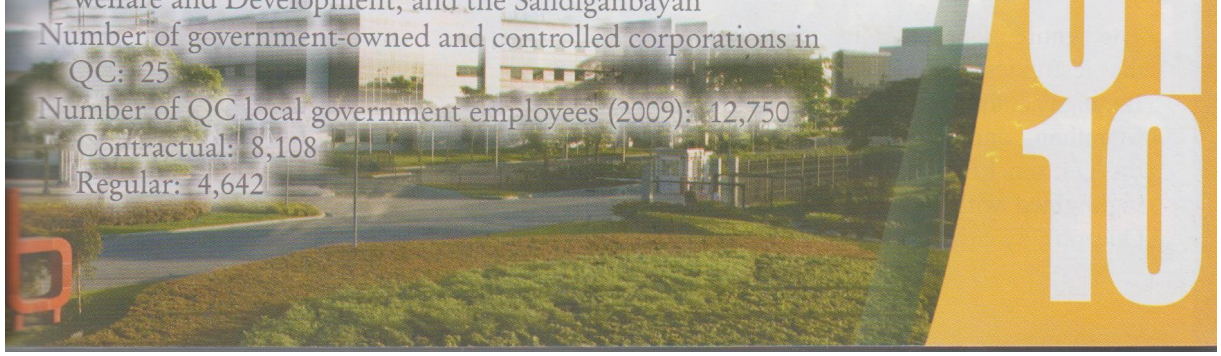



QUEZON CITY

70 years

A proud past, a confident present,
a resplendent future

On October 12, 2009, Quezon City celebrated 70 years of its founding.

President Manuel L.Quezon signed a law, Commonwealth Act No. 502 on October 12, 1939, officially establishing Quezon City. He envisioned the city as "a paradise for working men,"inspired by the spectacular vista he beheld from what is now Constitution Hill, overlooking what is now the La Mesa Eco Park, the plateaus of the vast Diliman estate and the panoramic views of the sorrounding communities.

Today, 70 years hence, our metropolis is regarded by the international institutions as the center of gravity of all commercial activities in the coming years." Its most dramatic transformations have taken place in the last nine years.

The Quezon City Government began the celebration of its founding anniversary with the release of its commemorative stamps and with the special production of a play on the life of its founder, the first president of the Philippine Commonwealth, "MLQ: Ang Buhay ni Manuel Luis Quezon," at the PETA Theater.

The entire Quezon City community joined the festivities with the holding of "Bida ang Barangay," the first Quezon City International Marathon, and a people's day celebration at the Quezon Memorial Circle. The events were highlighted with the recognition of outstanding Quezon City citizens during the Gabi ng Parangal.


"I dream of a capital city that, politically shall be the seat of the national government; aesthetically the showplace of the nation – a place that thousands of people will come and visit as the epitome of culture and spirit of the country; socially, a dignified concentration of human life, aspirations and endeavors and achievements; and economically, as a productive, self-contained community."
MLQ
Ang Buhay Ni Manuel Luis Quezon
Isang Dula
Itinatanghal ni:
RON ALFONSO, ANALYN BANTUG, MAYEN BUSTAMANTE-CADD
STELLA CAÑETE, RICHARD CUNANAN, ERIC DELA CRUZ
JOSHUA DEOCAREZA, JULIENE MENDOZA, JOEL MOLINA
CHINIE NEPOMUCENO, JUN OFRASIO, JOEL SARACHO, MELVIN SUMALINOG
at si ARNOLD REYES bilang Manuel Luis Quezon
Panulat at Direksyon:
GEORGE DE JESUS III
AGOSTO 19, 2009, 6:00 PM
AGOSTO 20, 2009, 2:00 PM at 6:00 PM
PETA-PHINMA Theater
PETA Theater Center, 5 Eymard Drive,
Barangay Kristong Hari, New Manila,
Quezon City
QC@70
1939 - 2009
Quezon City
70 years
1939 - 2009
PILIPINAS
CITY HALL

In recent years, Quezon City has generated remarkable national and global awareness, stimulated largely by the successes attained by its local government that are finding replication not only in other local governments in the Philippines but in other countries as well.

At no other time in the history of Quezon City has its local government been given this distinct global recognition for its achievements.





"Wherever change is for the better, wherever the human condition is improving, people point to good governance as the key," observed James Gustave Speth, Administrator of the United Nations Development Programme World Summit for Social Development in Copenhagen. "Few things are more sensitive - and more challenging - than improving governance."

Within the governance spectrum, many studies of international development institutions have been showing that the capacity of the nations to pursue their economic and social goals has begun to depend more and more on their ability to govern their cities. This has highlighted growing interest in effective urban management, both in local and international spheres.

"For better or for worse," the United Nations Commission on Human Settlements has said, "the development of contemporary societies will depend largely on understanding and managing the growth of cities." Cities, it believes, are engines of growth and hubs of political influence of nations, underscoring the growing importance of urban management in a nation's growth and development.

Going by this affirmed trend worldwide, by sheer size of population (it is the largest city of the Philippines) and land area (it is the most expansive city in Metro Manila), Quezon City should be occupying a position of prominence and influence in the country. In recent years, it has generated remarkable national and global awareness, stimulated largely by the successes attained by its local government that are finding replication not only in other local governments in the Philippines but in other countries as well. At no other time in the history of Quezon City has its local government been given this distinct global



Global recognition of achievements

From international institutions

The websites of the United Nations and the World Bank have highlighted Quezon City's success.

The World Bank cited Quezon City Mayor Feliciano "Sonny" Belmonte, Jr. for turning Quezon City "from a debt-ridden, disintegrating urban center into one of the richest and cleanest in the Philippines." The World Bank's website practically called Belmonte a "super mayor" who "weaves his magic in Quezon City."

The Asian Development Bank believes that other Philippine cities can take a cue from Quezon City's achievements.

In a wide range of fora organized by the World Bank and the Asian Development Bank, whether in the East or the West, whether for developed or developing countries, involving a broad range of issues such as environment and climate change, governance, shelter development or competitiveness, Quezon City has been chosen by the international organizers to represent Philippine metro cities and share its success stories with hundreds of other heads of cities and institutions from various parts of the world.

From the perspective of the local and international business community

In a survey made by a Singapore-based firm, Quezon City was ranked with Hong Kong, Singapore and Taipei, as one of the top 10 Asian Cities of the Future. Quezon City was ranked no. 7 among more than 200 Asian cities, based on a survey commissioned by the London Financial Times through AsiaBiz Strategy, an investment and trade promotion consultancy based in Singapore. Hong Kong, Singapore and Taipei were the top three.



Consistently figuring in the top 10, and practically outranking other Philippine cities except in one category, Quezon City was assessed No. 5 in the category, "Best Economic Potential." It was third best in Asia, in terms of "Cost Effectiveness," sixth best, in terms of "Best Human Resources," and tenth best, in terms of "Quality of Life."

The Asian Institute of Management, in its "2007 Philippine Competitiveness Ranking Project" ranked Quezon City as the most competitive city in Metro Manila and second most competitive in the country. The study covered 90 cities, classified into metro, mid-sized and small. They were ranked according to how effective these cities were in providing an environment conducive to business and industry.

In a 2008 Tholons special report on global services, Quezon City ranked among the top 50 emerging global outsourcing cities. They conducted a location assessment based on scale and quality of workforce (including education), business catalyst, cost, infrastructure, risk profile, and quality of life. Within the six categories are 15 subcategories that differentiate cities, and to a large extent determine their individual capacities to fulfill particular services. Quezon City ranked as the number 21 emerging global outsourcing city, the highest among all nine new entrants.



From the perspective of other countries

At the East Asia Summit Conference on Liveable Cities and the World Cities Summit held in Singapore in 2008, Mayor Belmonte was invited to share his successful governance strategies with top officials and policy makers from all over the world. Belmonte was cited for his leadership that is enabling Quezon City to balance the challenges of urbanization with "livability" and environmental issues.

The German Government invited Belmonte to speak before an international audience at its symposium entitled, "Crisis in Governance," where he talked of how local governments can gain the ability to lead urbanization effectively into a new economic order. He is the only elected Philippine official to have been invited to this forum.

Belmonte was also one of only 28 government leaders from different cities of the world, carefully selected to participate in a roundtable discussion for the East-West Center's new seminar series, "Urban Asia: Challenges of Transition and Governance," held in Honolulu, Hawaii in 2008.

From bankruptcy to financial sustainability

The situation was not so rosy in 2001. The Belmonte Administration took over the reins of government barely a year after a trash slide buried hundreds in one of the poorest communities of the city. Those affected not only had to bear the devastation of dead loved ones, they also faced loss of income - foraging through the open dumpsite and selling usable trash had been their only source of livelihood. More than three decades of neglect had made the Payatas dumpsite grossly unsafe; but the entire city had no alternative dumping area then.

The greater irony was that the contractors who had contributed to the dumpsite's condition were claiming P560 million in unpaid accounts from the Quezon City government; this, at a time when the city was widely criticized for being dirty.

Other suppliers and infrastructure contractors chimed in with other claims for payment amounting to P1.4 billion, some of which were not appropriated or even recorded in the city government's books. The City government also had a bank debt of P1.25 billion.

The Government Service Insurance System had suspended the borrowing privileges of city employees for failure of the City government at that time to remit their contributions. The Bureau of Internal Revenue was also pressing for unremitted withholding taxes as far back as 1995.

Feliciano Belmonte took over the mayorship of a city with monumental problems such as these, and barely any resources, not even enough to pay for a promised P1,000 incentive allowance to the police force. In his first year in office, Belmonte faced a budget deficit of close to one million pesos.

City Hall looked like a huge wet market, with virtually every ground space appropriated by various peddlers. Syndicates and fixers were encouraged by the ease with which they could operate.

To turn around the economic condition of the largest city in the Philippines, with its problems of equal scale, it could not be politics as usual.

"In virtually every city in the world, a pervasive problem of mayors is lack of money," Belmonte reflects on his experience in meeting with other global leaders. The statement also puts in context the significance of what he has achieved in turning around Quezon City government's finances, from bankruptcy into the highest revenue-earning local government in the Philippines in less than two years' time, a feat very few mayors have achieved.





Dramatic turnaround

To turn around the economic condition of the largest city in the Philippines, with its problems of equal scale, it could not be politics as usual. "I applied commonsense approaches; plugged leaks where they existed, and encouraged a culture of prudent spending and value for money," Belmonte explains his formula in simple terms.

He slashed the cost of garbage collection by as much as P20 million each month, by pioneering in the "package clean-up" approach from the previous "per trip" basis where garbage contractors were paid according to the number of trucks they fielded out, no matter if they were doing their jobs efficiently or not. This time, garbage contractors are responsible for the cleanliness of the area where they are assigned, for a fixed fee, otherwise they are imposed penalties.

He fought the "ghosts" of City Hall by not renewing the contracts of 7,000 casuals who were actually not part of the productive work force. "We were paying good money for people who had very little to do in City Hall," Belmonte observed. He ordered the validation of all claims for payments, and systematized the program for expenditures.

His "simple formula" dramatically turned around not only the City's finances, but also its stature in the Philippines and abroad. After just one year, in 2002, the Philippines' Commission on Audit called Quezon City, the "richest city," a monicker that has encouraged a popular association, as this local government sustained an annual average budget surplus of P 471.3M, from 2002 to 2008, as well as an annual increase in income that averaged P689.7 million a year.

The city government also gained widespread recognition for its fiscal management feat, when it was accorded the Galing Pook Award for Effective Fiscal Management in 2003, the

first time such an award in that category was given by the Galing Pook Foundation, which proactively searches and recognizes best local government practices and facilitates their adoption in more communities in the country.

"Even the most earnest mayor cannot achieve anything without resources," Belmonte views the situation with realism. His goal in building up the City's financial position was to create and sustain a viable resource base He became a bellwether local government leader in many areas. He directed the computerization of the city's revenue and assessment function, which was quite a feat in 2002, not only because no other Philippine local government had yet fully computerized its revenue operations, but also because Quezon City has a huge tax base, with real estate tax transactions alone involving about half a million real property units and a business tax base involving about 60,000 establishments.

Before the systems revamp and computerization, taxpayers' records were in index cards kept in the desks of employees, some of whom were casuals who had no accountability. Computerization ensured transparency and drastically reduced opportunities for human intervention, not to mention graft, in the process of assessment and collection. It also enables the mayor to keep tabs, at any time, on the latest report on revenue collections.

Reforms in fiscal management included streamlining steps in the processing of tax declarations. From 20 steps taking several months, the process now involves only five work stations taking several days. Technology enables the Assessor to see, at any point in the process, where an application is and how long it is being processed at each step. It also involved rehabilitating and updating the City's tax mapping system, which shows all taxable properties in Quezon City, along with their tax histories, identified by a Property Index Number.

These innovations have not only speeded up public services, they have also brought added convenience to taxpayers who pay in airconditioned lounges (there are two in city hall) or in any of the City's tax branches which are connected online to the main data base at city hall. Systems also allow payment through banks, which remit online the amounts daily to city hall, or through Special Tax Teams

who go to subdivisions, set up their online operations, and accept payments from property owners for their real estate tax accounts.

Steeling himself against looming opposition, Belmonte increased the City's tax rates which had been lagging behind those of other cities in Metro Manila. Big business balked, some sued the City government, but the courts sustained the legality of the city's initiative. Today, the business sector is very supportive of Belmonte. The city was elevated to the Hall of Fame as the Most Business Friendly City in the country, a recognition given by the Philippine Chamber of Commerce and Industry, after having been conferred the award for four years in a row.

A robust coffer

Belmonte's goal in building up the City's financial position is to create and sustain a viable resource base that can continously fund its economic transformation.

After nearly nine years in Office, Belmonte is leaving a financially robust city government, with no debts, and income that has more than doubled its 2001 level of P3.64 billion, rising in income even at a time of global financial recession. From the 2008 income of P8.355 billion, the City government ended 2009 with an income of P9.160 billion. Business taxes continued to contribute the biggest share in revenue collections with an infusion of P3.193 billion or 34.8% of the total. Real property taxes accounted for P1.218 billion or 13.3% of the total.

With the city government's liquidity, it has been able to pay off all verified obligations of past Administrations, including P33 million in arrears in premium payments to the GSIS, dating back to 1997. A year-long reconciliation of records initiated by the Belmonte Administration finally cleared all these accounts.

"More importantly, the city government has been infusing its funds as capital investments and for greater productivity. Through the years, we have targeted a 60:40 ratio between

current operating expenses and funds for projects and infrastructure. It helps that we maintain a lean and mean bureaucracy, and have since before paid all interest-bearing accounts," the mayor explains.

A+ credit rating

In 2009, Quezon City was chosen to participate in the World Bank's pilot project for the credit rating of Philippine local governments. The credit rating agency was Standard & Poor's, which also rates national governments

Standard & Poor's gave the city an issuer credit rating of phA+ for "solid liquidity levels and strong budgetary performance, debt-free position and financial flexibility."

S&P evaluated the Quezon City government as having the highest rating among all Philippine LGUs. It cited the administration of Mayor Feliciano Belmonte, Jr. as having developed a high level of sophistication in revenue management and an exemplary performance in liquidity and cash management.

S&P gave the city an issuer credit rating of phA+ for "solid liquidity levels and strong budgetary performance, debt-free position and financial flexibility."

According to S&P, Quezon City's overall financial management sophistication is more advanced than its peers, particularly for having consistently collected substantially more revenue than what the government budget requires. Significantly, unlike QC, the other Philippine cities failed to match fiscal revenue collection to budget targets.

Comparative Chart of Income vs Approved Budget
2000 to 2009



	2000	2001	2002	2003	2004	20
Income	3,788,505,79	3,641,714,64	5,281,855,58	5,299,483,64	5,828,462,55	6,122
Budget	4,072,000,00	4,700,000,00	5,175,000,00	5,200,000,00	5,600,000,00	5,820

Annual Comparative Increase in Income
2001 to 2009

Year	Income	Increase in Income	% Increase
2001	3,641,861,947.53		
2002	5,281,855,581.37	1,639,993,633.84	45.03%
2003	5,299,483,648.74	17,628,067.37	0.33%
2004	5,828,462,550.84	528,978,902.1	9.98%
2005	6,122,842,558.94	294,380,008.1	5.05%
2006	6,551,762,260.17	428,919,701.23	7.01%
2007	7,489,551,878.24	937,789,618.07	14.31%
2008	8,355,451,785.52	865,899,907.28	11.56%
2009	9,159,562,869.00	804,111,083.48	8.78%
Average	**6,414,537,231.15**	**689,712,615.18**	**12.76%**

Annual Comparative Increase in Business Taxes
2001 to 2009

Year	Business Taxes	Increase in Income	% Increase
2001	1,128,435,966.54		
2002	2,373,061,306.59	1,244,625,340.05	110.2965%
2003	2,083,612,317.43	-289,448,989.16	-12.1973%
2004	2,620,397,671.31	536,785,353.88	25.7622%
2005	2,640,002,880.71	19,605,209.40	0.7482%
2006	2,783,349,476.85	143,346,596.14	5.4298%
2007	2,864,338,010.82	80,988,533.97	2.9098%
2008	3,193,249,059.75	328,911,048.93	11.483%
2009	3,459,416,996.00	266,167,936.25	7.69%
Average		**291,372,628.68**	**19.02%**

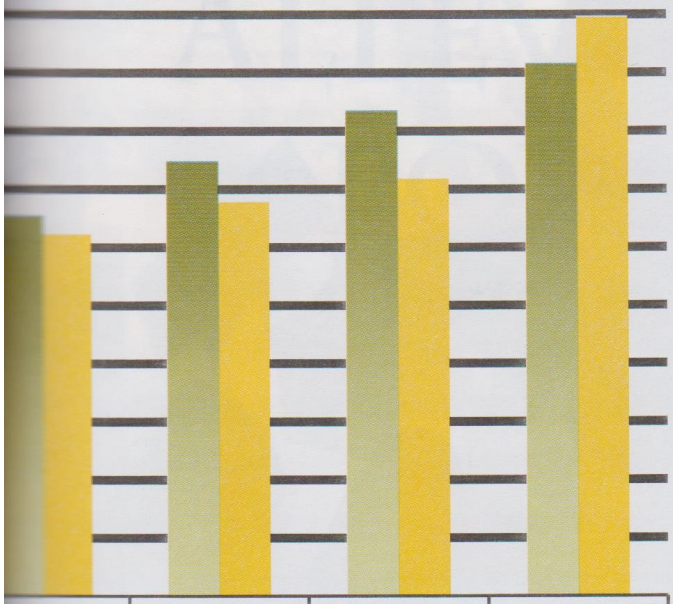

2006	2007	2008	2009
762,26	7,489,551,87	8,355,451,78	9,159,562,86
000,00	6,800,000,00	7,200,000,00	9,977,767,00

QC Income per Revenue Source
2009



Source: City Treasurer's Office



ALLEVIATING POVERTY



From poverty to productivity

Having early on built up a strong resource base, the City government pursued in earnest a socioeconomic growth program organized around a development agenda called the ABC of Development, stressing the basic thrusts that must be pursued for viable city living for all constituencies:

Alleviation of poverty
Building up the city
Competing on efficiencies

In 2009, Quezon City's population is estimated to have reached 2.77 million people, the biggest population among all cities in the National Capital Region and third biggest LGU in the Philippines.

Quezon City is located right at the center of Metro Manila, easily accessible by transients and migrants from surrounding cities and nearby provinces, many of them poor in search of the proverbial "city of plenty." Of the city's population increase of 593,684 people from 2000 to 2008, about 55% or 326,526 were the result of in-migration.



Belmonte rationalizes, "For those who are here already, let us look at them not as a burden, but as a human resource, otherwise we cannot move forward." It is a perspective that World Bank-Philippines Team Leader Mukami Kariuki finds refreshing; she says that very few government leaders view the poor in that manner.

Poverty is a difficult challenge, especially with the size of the poor population that Quezon City has. The task involves, not only the assurance of access to basic needs, but also help in empowering them to become productive contributors to a progressive city. Thus, while elevating the poor towards a much improved life is traditionally a social services concern, for the Quezon City government, it is a wide multisectoral governance endeavor.



The need for a multiplicity of responses necessitated the creation of an

Anti-poverty Task Force to coordinate the work of various city departments and offices for health and social services, education, livelihood and entrepreneurship, shelter development, and the necessary infrastructure support to build up livable communities. Seeing the extent and level of integration of the City's assistance to the poor prompted the chairman of the National Anti-Poverty Commission to comment that it is among the broadest set of responses by a local government.

Empowering poor entrepreneurs

In September 2001, the city government conceptualized a grameen bank-type of microenterprise lending to the poor. It was formally launched in April 2002 with 248 borrowers and P3 million pesos in loanable funds. The beauty of the program is that it is not dependent on the City government as a lender. The first lending conduits were the Cooperative Rural Bank of Bulacan (CRBB)

PPSB Lending Institutions' Disbursements
In Thousand Pesos
2002- 2009

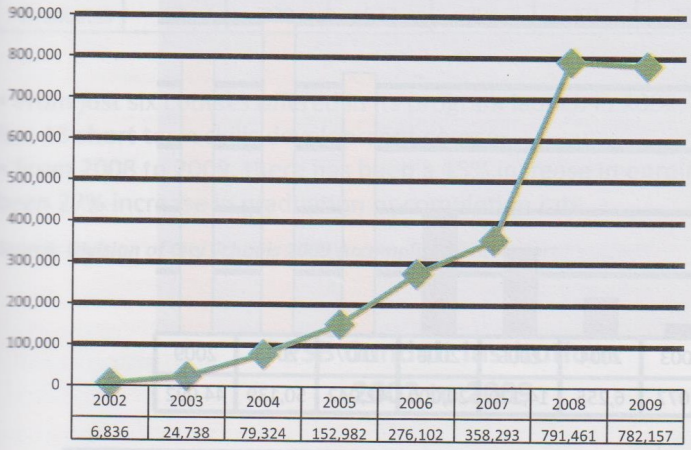

2002	2003	2004	2005	2006	2007	2008	2009
6,836	24,738	79,324	152,982	276,102	358,293	791,461	782,157

QC LGU Increase in Anti-Poverty Spending
In thousand pesos
2001-2009

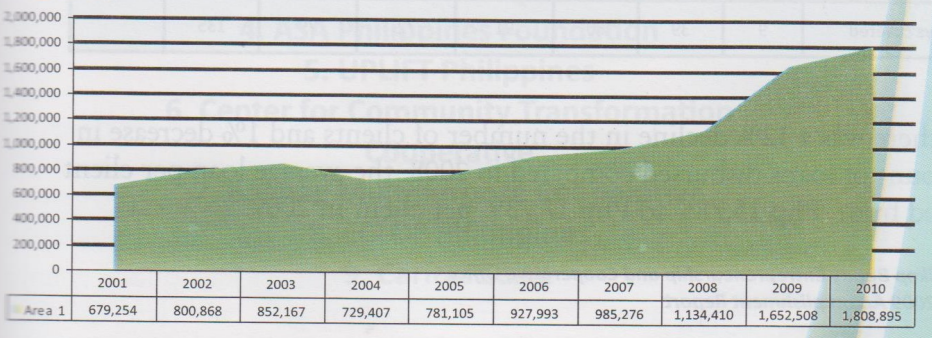

	2001	2002	2003	2004	2005	2006	2007	2008	2009	2010
Area 1	679,254	800,868	852,167	729,407	781,105	927,993	985,276	1,134,410	1,652,508	1,808,895

Source: Sikap Buhay Entrepreneurship and Cooperative Office (SB-ECO) 2009 Accomplishment Report

followed by the Novaliches Development Cooperative (NOVADECI), both of which are still the city's partners in the program to this day. Through the years, the program has attracted other lenders: Eurocredit Cooperative in 2003, ASA Foundation in 2006, Center for Community Transformation (CCT) in 2007, UPLIFT Philippines, and the barangay-based Bagbag Multi-purpose Cooperative in 2008, as well as ECLOF (Ecumenical Church Loan Fund) and Caritas Salve in 2009.

Eight years hence, the program has disbursed more than P2.47 billion to benefit more than 179,743 borrowers who want to become micro and small entrepreneurs. Ninety-five percent of program participants are women and loan repayment rates average 94%. The program is able to sustain this repayment rate and is able to build participants entrepreneurial capacities because of its multi-stakeholder nature. Barangay officials, community based non-governmental organizations (NGOs), and community civic associations' help inform potential program participants about the program, organize them and later, with the Sikap Buhay staff, monitor the weekly meetings, group loan payment collection, and organize entrepreneurship and livelihood skills trainings.

Number of Puhunang Pangkabuhayan ng Sikap Buhay (PPSB) Beneficiaries
2002- 2009

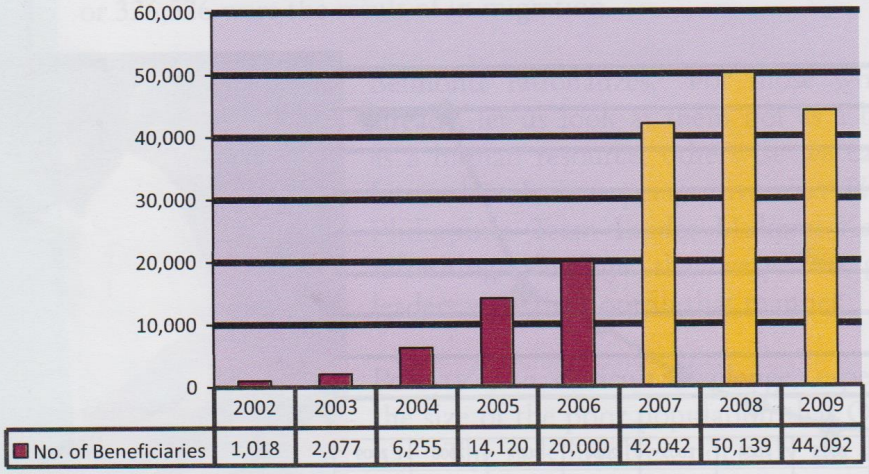

Indicators	2002	2003	2004	2005	2006	2007	2008	2009
Number of individual beneficiaries	1,018	2,077	6,255	14,120	20,000	42,042	50,139	44,092
Barangays covered	9	39	80	91	72	79	135	

While there was a 12% decline in the number of clients and 1% decrease in the amount of loans disbursed compared to 2008, the average loan per client increased from Php 15,785 to Php 17,739 per client in 2009.

Source: Sikap Buhay Entrepreneurship and Cooperative Office (SB-ECO) 2009 Accomplishment Report

SB Negotech Enrollees and Graduates
2002 to 2009

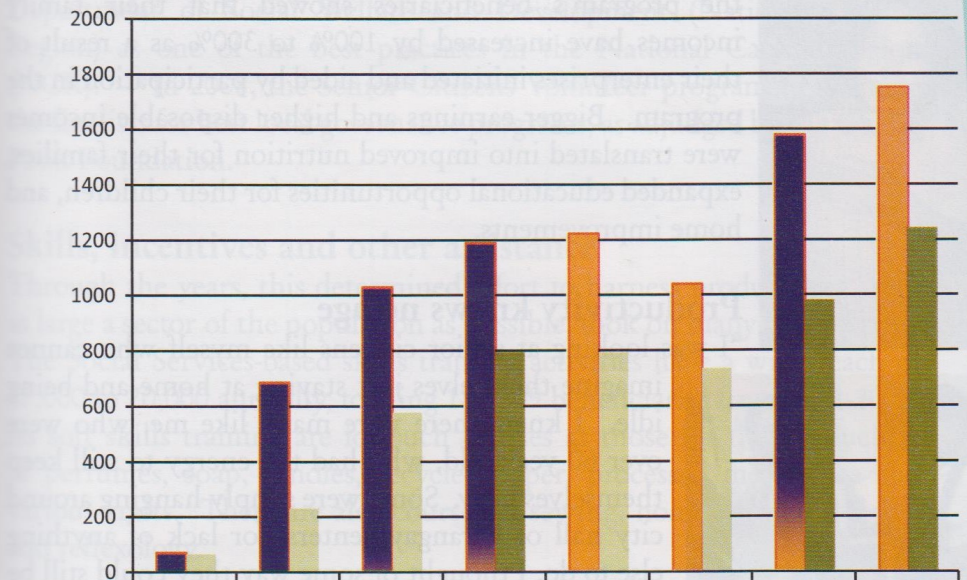

	2002	2003	2004	2005	2006	2007	2008	2009
Enrolles	69	684	1028	1189	1222	1038	1578	1750
Graduates	63	229	577	794	791	734	980	1242

- From just six courses offered in its program launch in 2002, SB Negotech now offers 13 short term skills development courses
- From 2008 to 2009, there has been a 15% increase in enrolment while there has been 27% increase in graduation or completion rate

Source: Division of City Schools 2009 Accomplishment Report

PPSB Conduit Institutions
2002 to 2009

1. Cooperative Rural Bank of Bulacan
2. Novaliches Development Cooperative
3. Euro Credit Cooperative
4. ASA Philippines Foundation
5. UPLIFT Philippines
6. Center for Community Transformation Cooperative
7. Bagbag Multipurpose Cooperative
8. ECLOF Philippines
9. Caritas Salve



An International Labor Organization-Manila study of the program's beneficiaries showed that their family incomes have increased by 100% to 300% as a result of their enterprises initiated and aided by participation in the program. Bigger earnings and higher disposable incomes were translated into improved nutrition for their families, expanded educational opportunities for their children, and home improvements.

Productivity knows no age



"I was looking at senior citizens like myself who cannot imagine themselves just staying at home and being idle. I knew there were many like me, who were over 60 years old, who had the energy to still keep themselves busy. Some were simply hanging around city hall or barangay centers, for lack of anything else to do. I thought of some way they could still be harnessed for public service," contended Belmonte. Thus was conceived the Senior Citizens Volunteer Program, which provides a regular, monthly P3,000 financial incentive to seniors for minimum 24 hours of work, at flexible hours.

Recruitment is barangay-based and so is deployment of those accepted, so that the senior volunteers have the convenience of reporting at places near their residences.

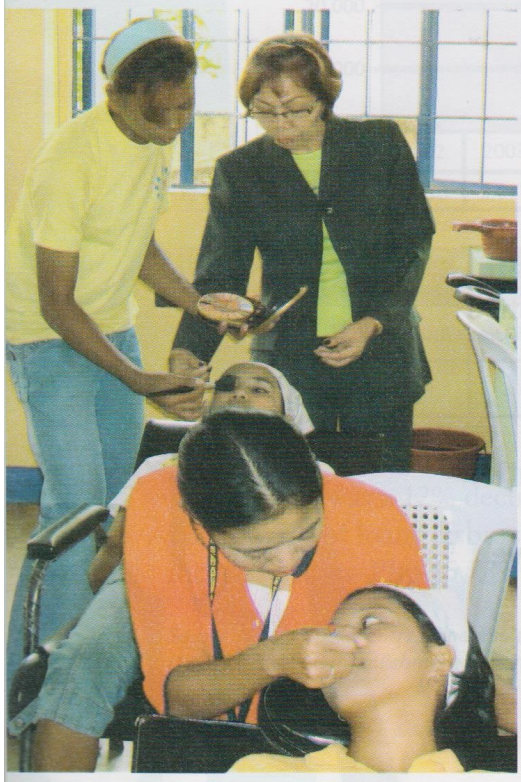

Many elderly liked the socialization aspect of it and the trainings on wellness, health and livelihood. Others simply appreciated being needed. Some are tutors to school-age children, like Elena Garvida, a retired school teacher, who at 89, became a tutor to public elementary school children in Project 6, aside from being Chapter head of the Federation of Senior Citizens of the Philippines.

Others assist other senior citizens in applying for senior citizens' cards, organize social or health activities in communities, or help care for them at home. The more active take part in daycare children activities, assist health workers and public library users. Retired psychologists and lawyers help families with children involved in conflicts with the law, particularly those at the Molave Youth Home.

This program to empower the elderly has been recognized by the Department of Social Welfare and Development (National Capital Region) as one of the best practices in the National Capital Region (NCR). In 2008, the Senior Citizens Volunteer program was among the finalists for best local governance programs, as adjudged by the Galing Pook Foundation.

Skills, incentives and other assistance

Through the years, this determined effort to harness productivity from as large a sector of the population as possible, took on many other forms. The Social Services-based skills training activities have a wide reach of 17,000 to 20,000 annually, totaling 184,509 beneficiaries from 2001-2009. Its soft skills training are for such courses as those for the production of perfumes, soap, candles, recycled paper, processed meat, bags and various crafts. There are also courses in sewing, home appliance repair and reflexology.

Labor and employment programs from SSDD have benefitted another 79,880. Anchored to these social services are other poverty alleviation programs like daycare centers, family capacity-building programs, institutionalized programs for children in conflict with the law, and senior citizens volunteer program. In 2005, the City government received the Galing Pook Award for the Molave Youth Home, a facility that helps rehabilitate youth offenders.

Senior Citizens Registered
By District
1993 to 2009

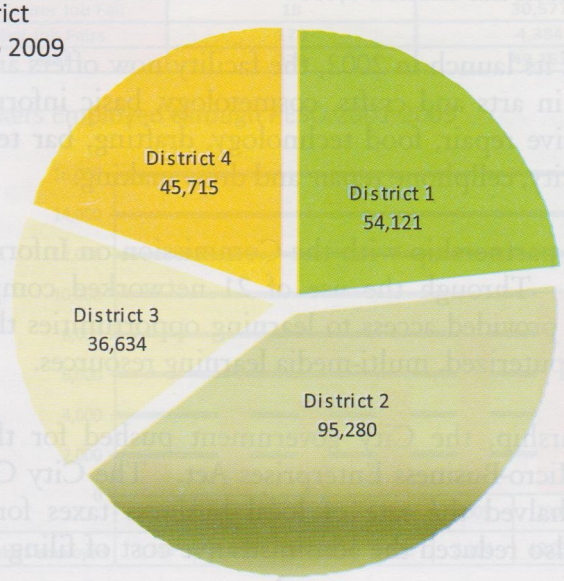

Source: Office of Senior Citizens Affairs (OSCA) 2009 Accomplishment Report

SOCIAL WELFARE INDICATORS
Number of People Assisted
2001 to 2009

Programs/Seminars	2001	2002	2003	2004	2005	2006	2007	2008	2009	Total
1. Community Outreach Program										
Child Welfare Program	15,227	16,302	30,604	18,426	36,957	21,011	22,935	19,717	20,468	201,647
Youth Welfare Program	8,279	10,597	15,647	8,829	6,888	8,292	5,942	12,054	7,167	83,695
Family Welfare Program	17,352	18,148	24,789	22,647	64,732	65,610		92,467	96,950	402,695
Sub Total	40,858	45,047	71,040	49,902	108,577	94,913		124,238	124,585	688,037
2. Special Projects Program										
Women Welfare Program	4,777	5,191	10,550	9,286	28,555	23,658	16,421	5,893	9,599	113,930
Elderly Welfare Program	4,445	7,234	9,982	10,849	9,469	17,540	25,426	25,609	8,969	119,523
Disabled Welfare Program	2,540	2,798	5,800	5,229	7,769	11,153	10,550	3,396	8,195	57,430
Mendicants Welfare Program	529		700	550	766	1,452	1,829			5,826
Sub Total	12,291	15,223	27,032	25,914	46,559	53,803	54,226	34,898	26,763	296,709
3. Residential and Rehabilitation Program										
Molave Youth Home and Reception Action Center	1,440	1,393	1,747	1,305	1,753	1,386	751	960	1,066	11,801
Sub Total	1,440	1,393	1,747	1,305	1,753	1,386	751	960	1,066	11,801
4. Vocational Development Program										
Skills Training Program	20,199	20,367	18,490	18,470	41,720	15,243	13,918	18,264	17,838	184,509
Labor and Employment Program	9,102	8,988	11,370	7,898	25,131	3,412	7,800	4,216	1,963	79,880
Sub Total	29,301	29,355	29,860	26,368	66,851	18,655	21,718	22,480	19,801	264,389
Grand Total	**149,112**	**122,834**	**176,802**	**188,830**	**265,205**	**196,184**		**182,576**	**172,215**	**1,260,936**

Source: Social Services and Development Department 2006 Accomplishment Report

The Negotech, a training program began in 2002 and managed by the City School system, is designed for those who drop out of school to learn enough skills to be income-earning. From 2002 to 2009, Negotech has trained 8,653.

From just six courses at the time of its launch in 2002, the facility now offers an array of 13 skills development courses in arts and crafts, cosmetology, basic information technology short courses, automotive repair, food technology, drafting, bar tending, food management, practical electricity, cellphone repair and dress making.

The e-Skwela Project was set up in partnership with the Commission on Information and Communications Technology. Through the use of 21 networked computers, out-of-school youth and adults are provided access to learning opportunities through nonformal, community-based, computerized, multi-media learning resources.

To further encourage entrepreneurship, the City government pushed for the full implementation of the Barangay Micro-Business Enterprises Act. The City Council enacted Ordinance 1576, which halved the rate of local business taxes for these microenterprises. The ordinance also reduced the administrative cost of filing BMBE accreditation from P1,000 to P100.

Employment Facilitation

Employment facilitation efforts of the City government through the Public Employment Services Office (PESO) have placed 74,449 job seekers with local (74,028) and overseas (421) employers over the past nine years through more than 1,092 job fairs.

To fast-track the employment facilitation service, a comprehensive skills mapping activity, called Project Skill-Lista, is regularly undertaken through the establishment of a Barangay Skills Registry Center in every Quezon City barangay.

To help the poor take advantage of the thousands of job openings in call centers all over the City, the City government, through its BPO-ICTES Task Force, has organized a program for "near-hires," meaning those who may meet the qualifications of being call center agents if they obtain more hours of training. This 360-hour training program is fully subsidized by our LGU: tuition, food and transportation allowance are provided for those low-income applicants admitted to the program.

Job Fair Organized 2001- 2009

Type of Job Fair	Number Conducted								
	2001	2002	2003	2004	2005	2006	2007	2008	2009
Mega	5	8	6	7	10	10	10	4	6
Barangay	5	13	21	18	26	46	65	35	35
Call Center Job Fair								33	18
Mini-Job Fairs	-	-	-	34	96	107	118	186	170
Total	**10**	**21**	**27**	**59**	**132**	**163**	**193**	**258**	**229**

Number of Jobseekers Assisted 2009

Type of Job Fair	Number of Job Fairs Conducted	Number of Jobseekers Assisted
Mega	6	5,395
Barangay	35	8,907
Call Center Job Fair	18	30,577
Mini-Job Fairs	170	4,384
Total	**229**	**49,263**

Jobseekers Employed through PESO 2001-2009

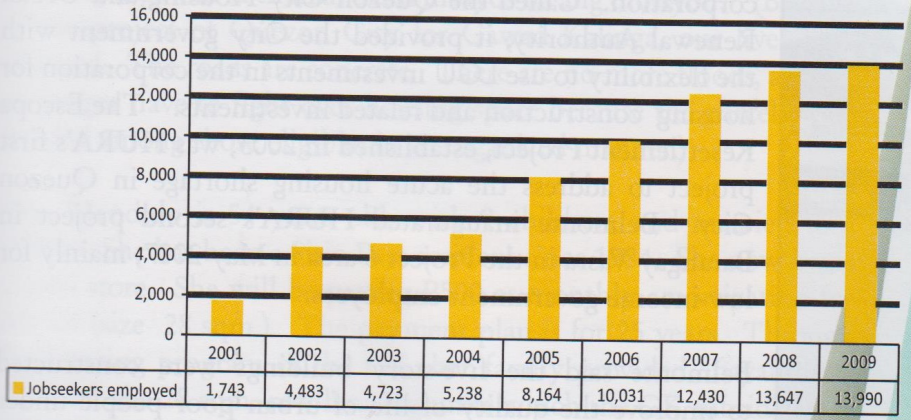

	2001	2002	2003	2004	2005	2006	2007	2008	2009
Jobseekers employed	1,743	4,483	4,723	5,238	8,164	10,031	12,430	13,647	13,990

Source: Industrial Relations Office – Public Employment Services Office (IRO-PESO) 2008 Accomplishment Report

Improving access to affordable shelter



The scale of Quezon City's housing and development challenge lies in the largeness of the city and the immensity of its population. The city's population is the equivalent of 535,890 households, if viewed from the typical Filipino family size of five members. Of this total, the census of the Urban Poor Affairs Office indicates that 42.7% are informal settlers or 228,902 families who live in 175,293 structures of various types. Local studies indicate that almost 30,000 families are in need of relocation, living as they are in areas not suitable for housing, and more than 199,000 families are in need of tenurial upgrading.



Another issue that impacts on the city's housing and urban development programs is urban blight. The City has as much as 226 hectares of open space and 4,060 hectares of vacant lands. These are vulnerable to unauthorized incursions or easily become convenient trash heaps or seas of cogon grass. The blighted areas not only create health and sanitation issues, they create peace and order problems and depress the values of properties around them.

Another issue that compounds the shelter issue, not only in Quezon City but also nationally, is housing affordability. The Philippines has many developers and contractors, but the challenge lies in being able to construct well-made homes at prices affordable to those who need them the most.



Leveraging housing investments

The Quezon City Government pursued an innovative response in 2003, which was to create its own local housing corporation. Called the Quezon City Housing and Urban Renewal Authority, it provided the City government with the flexibility to use LGU investments in the corporation for housing construction and related investments. The Escopa Resettlement Project, established in 2003, was HURA's first project to address the acute housing shortage in Quezon City. Belmonte inaugurated HURA's second project in Barangay Vasra in the Project 6 area in May 2007, mainly for low-income government employees.

Belmonte said the five-story buildings were constructed to improve the quality of life of urban poor people under his "Quality Community" idea. "We aim to transform squatter communities throughout the city into a decent

place conducive for everyday living," Belmonte said in an earlier statement. Each building holds 80 walk-up, condominium-type units with a floor area of 15 or 21 square meters each in a five-storey structure. The average cost of each unit ranges from P361,000 to P522,000. The monthly amortization is pro-rated, depending on the floor level of the condo that the beneficiaries occupy, meaning the higher the floor, the lower the amortization.

Rising from squalor to livable community

Prior to 2001, Sitio Pajo was like many other slum communities in Metro Manila. The area suffered from a high incidence of drug abuse, juvenile delinquency, child labor, unemployment and underemployment, and high illiteracy. Most of the families who resided in the area then were migrants from the provinces, or evictees from different squatter communities in Metro Manila. The residents were vulnerable to disease because many children were malnourished and the area was prone to floods and mudslides from the nearby river system. The only pathwalks were dirt roads, the drainage systems were unreliable where they existed, and power and water systems were very inadequate. Government workers caught in Sitio Pajo or Sitio Mendez during heavy rains found themselves unable to get out because of the height of flood waters.

Mrs. Celeste Mendido describes Sitio Pajo before, "Dati, walang kalsada dito. Madidilim at mababahong daan. Tao lang ang meron noon. Napakaraming tao. Parang hindi ka makahinga." (Before, there were no roads here. It was dark and dirty wherever you walked through. Only people were plentiful here. It was so congested, one could not breath.)

Now, she says, "Dahil sa proyekto ng Quezon City sa GK, nagbago ang buhay namin. May konkretong kalsada na. Wala nang baha at dina nag-aagawan sa tirahan dahil maayos na ang dibisyon." (Because of the project of Quezon City for Gawad Kalinga, our lives have changed. The roads are concrete. There are no more floods, and we no longer have to fight over housing space because the parcels were divided among those eligible, in an organized manner.)

Mrs. Mendido is 54 years old, with 9 children, and married to a welder. She has been a Sitio Pajo resident since 1984. She now owns a mini store. She will be paying P500 as monthly amortization for her lot (size 28 sqm.). The payment plan is for 25 years. Through the housing program of the GK, her family provided "bayanihan" labor for the 28 sqm. row housing units which the GK subsidized at P85,000 per unit.



Nanay Nena, 74, felt that she made the wrong choice escaping the jungles of Tondo's slums when she moved into depressed Sitio Pajo in 1982. She learned later on that it is in this seemingly forsaken community where she will leave her four children a legacy of having their own home in a pleasant neighborhood. It is her child who pays for the P600 monthly amortization.

The roads are concrete and 5-6 meters wide. The grouted riprap prevents flooding from the overflow of the creek. The reblocking plan generated 328 lots, enough for the 320 beneficiaries. With the colorful rowhouses and the well-paved roads and drainage systems, the beneficiaries feel themselves living as if they were in a middle-class subdivision.

The beneficiaries are well-organized and have formed two groups: Samahang Sitio Pajo 1.6 Hectares Homeowners' Association, duly registered with the Home Insurance Guarantee Corporation, and the Kapitbahayan of Sitio Pajo, which became the conduit for GK services. It is their officers that continue coordinating with the Quezon City government for peace and order problems, additional infrastructure improvements and the continuation of the housing program.

The developments at Sitio Pajo have encouraged other organizations to help. One of these is Meralco, which has committed to build a "Sibul" or daycare center in the area.

Various students from private schools also volunteer in the building efforts and in training programs, and medical missions are conducted regularly.

In monetary terms, investments consisted of P12.16 million for the land (which is being paid back in installments by the beneficiaries to the City government at a monthly amortization of P 600 a month), P29.9 million for the infrastructure development and P22.12 million for the housing development (90% of which was funded by GK and 10% by the beneficiaries).

Providing a variety of approaches

In 2003, the City government was awarded by Housing and Urban Development Coordinating Council (HUDCC) and the National Home Mortgage Finance Corporation with the Kabalikat sa Pabahay Award, for having the most CMP-originated projects. Quezon City's community mortgage programs' take-out projects have benefited over 9,000 families through 211 projects, as of 2009. In process are 74 more projects for 4,701 beneficiary families.

For the direct sale mode for City-owned properties, 18 projects have been awarded for the benefit of 4,983 families, with 6 projects more in process for 1,398 families. Among the biggest of these are Sapika Tawid Sapa, Lupang Pinagkaisahan ng Fairview HOA, Covenant Village HOA, Escopa III, ASAMBA, and Lot 106 in Bagong Silangan. P 23.10 million has been collected so far from payments of the beneficiaries for lots awarded.

To ensure the provision of basic utilities for urban poor communities, the City government has helped facilitate the installation of electrical and water service connections to over 61,000 families to Meralco and 12,184 families to the Metropolitan Waterworks and Sewerage System.

Another 7,035 families were provided financial assistance to relocate back to the province. Gawad Kalinga served as project partner in providing new homes to 2,463 target beneficiary families. Of these, 1,280 have been constructed.

The City's infrastructure investments to improve access to low-cost housing communities are continuing.

The construction and improvement of alleys, bridges and more access to main roads will further improve property values for the new property owners, who now see their amortizations not only as a means to acquire security of tenure but also investments that are appreciating in value.

Family Beneficiaries of Urban Poor Projects
2001 to 2009

Programs	2001	2002	2003	2004	2005	2006	2007	2008	2009	Total
Direct Sale (with Contracts to Sell)*	-	-	1,605	121	170	305	432	518	361	3,512
Community Mortgage Program	54	166	385	235	521	1,154	810	594	826	4,745
Relocation Operations	53	371	698	880	679	743	999	1,803	1,079	7,305
Total	**107**	**537**	**2,448**	**1,264**	**1,516**	**2,231**	**2,293**	**2,966**	**2,266**	**15,562**

Source: Urban Poor Affairs Office (UPAO) 2009 Accomplishment Report

Approved CMPs by the Subdivision Administration Unit
2001 to 2008

Year	No. of CMPs approved	No. of Beneficiaries	Area Covered, in sq. meters
2001	12	1,045	47,801.50
2002	14	921	32,009.00
2003	28	2,936	164,866.00
2004	24	3,449	178,416.00
2005	23	1,467	79,209.50
2006	20	2,525	127,067.25
2007	27	3,286	136,592.50
2008	20	1,593	90,467.75
Total	**168**	**17,222**	**856,429.50**

Summary of Approved Subdivision Developments in Quezon City
2001 to 2008

Year	No. of Subdivision Projects	No. of Saleable Lots	Area Covered, in sq. meters
2001	3	80	8,980.00
2002	3	417	244,283.17
2003	7	769	219,448.71
2004	5	270	78,797.50
2005	9	908	260,747.57
2006	10	1,123	300,666.60
2007	11	415	81,442.50
2008	13	1,127	261,777.00
Total	**61**	**5,109**	**1,456,143.05**

Source: Subdivision Administration Unit 2009 Accomplishment Report


GK LICAD







Expanding access to affordable health care

Quezon City's health and wellness attraction is most actively waged by the presence of our seven well-known hospitals, most of whom enjoy good international reputations. The City has the advantage of being the site of the most number of hospitals, 61 as of last count, with the biggest bed capacity of nearly 9,000.

When Belmonte became Mayor in July 2001, he inherited two city hospitals on the verge of decay. One was operating from an old seminary, the other seemed more like a health center. To effectively upgrade and transform, he sought the help of experts from the Department of Health and other professionals specializing in hospital infrastructure and management. The City government then formed a study team which included its own officials and these experts to draft the terms of reference for the new hospital in Barangay Bahay Toro and later on, for the expansion of the district hospital in Novaliches.

Modern hospital care for the poor

The result shall be the completion of the new, P550 million, 250-bed medical center for the Quezon City General Hospital with modern equipment for procurement and installation. The improvement of the Novaliches District Hospital with a 60-bed facility is keeping apace, for its development as a specialty maternal and childcare hospital, in response to the type of medical care most needed in the area.

The challenge has been to filter down access to good medical care to the very poor, by spreading the facilities throughout the city, by complementing these hospitals with health centers and other medical support programs. Quezon City now has 60 health centers, 20 of which were constructed by the Belmonte Administration.

Seven of them are super health centers, which is a Belmonte Administration innovation. They are 24-hour health centers with lying-in clinics which are able to attend to non-medico legal emergency cases and normal deliveries. Three are Social Hygiene Clinics, 18 are Microscopy Centers, one is a Quality Assurance Laboratory, one is a clinical laboratory with a satellite, City Hall also has its employees' clinic, and the others are Barangay Health Stations. With the City government's continuous investment in upgrading and improving facilities, all City health centers meet the quality standards for Sentrong Sigla certification by the Department of Health.





Number of Patients Served at QCGH (2009)

Nature of Services	Number of Patients Served
In-Patients	237
Out-Patients	4,945
Emergency Services	4,088
Total	**9,270**

Broad, health care umbrella

Fifty-six health facilities are accredited by PhilHealth, so that outpatient consultations, diagnostic services and laboratory examinations are covered by the health insurance. The City has 41 Botika ng Bayan for safe but cheap generic medicine.

Responsive to the health concerns of the youth, Quezon City opened four more teen health centers at the high schools in Commonwealth, Batasan, Novaliches and Lagro, after the good response to its Teen Health Headquarters in Cubao.



To further ensure that no indigent will be turned away from necessary health care, the City government funded the issuance of PhilHealth insurance to low-income contractual employees and barangay workers, covering more than 47,000 families.

The City government also forged an agreement with St. Luke's Medical Center, for free laboratory services, confinement and medicines, which has benefitted 805 indigents, under its Sagip Buhay Medical Care Program.

Family Planning Program Budget
Through the City Health Department

Year	Amount
2005	3,685,168.00
2006	3,000,000.00
2007	8,570,176.00
2008	11,389,063.80
2009	12,031,000.00
2010	12,427,000.00
Total	**51,102,407.80**

Quezon City is the first city in Metro Manila to pass the Reproductive Health Ordinance, to provide education on reproductive health care and free access to family planning techniques. To help more families have only as many children that they can care for, the City government more than trebled the budget of its family planning program from P 3.68 million in 2005 to P12.43 million in 2010. Increased health care for men and women in their reproductive years, including those detained in our city jail, has also been pushed by both the City Health Department and the Gender and Development Office.



In March 2010, the City government deployed its first mobile health center in Cubao where it will function like regular public health centers. This health center on wheels program is equipped with laboratory, examination rooms and dental facilities to reach out to a greater population in dire need of medical assistance. In its initial deployment, voluntary counseling and testing program will be conducted to individuals facing high-risk behavior of contracting sexually transmitted diseases.

New and Newly Renovated Public Health Centers 2002-2009

1	Apolonio Samson Health Center	31	Maligaya Park Sentrong Sigla
2	Arsenia Maximo Super Health Center	32	Masambong Sentrong Sigla
3	Baesa Health Center	33	Mercedes de Joya Health Center
4	Bagbag Health Center	34	MRB Health Center
5	Bago Bantay Health Center	35	Murphy Super Health Center
6	Bagong Pag-asa Sentrong Sigla	36	Nagkaisang Nayon Health Center
7	Bagong Silangan Sentrong Sigla	37	NGC Health Center
8	Balingasa Health Center	38	Novaliches District Hospital
9	Banlat Health Center	39	Old Balara Health Center
10	Batasan Super Health Center	40	P. Bernardo Health Center and Social Hygiene Clinic
11	Capri Health Center	41	Paltok Health Center
12	Commonwealth Health Center	42	Pansol Health Center
13	Cubao Health Center	43	Payatas B Health Center
14	Doña Imelda Health Center	44	Payatas A Health Center/ Sentrong Sigla
15	E. Rodriguez Sentrong Sigla	45	Pinyahan Health Center
16	Ermin Garcia Health Center	46	Project 4 Health Center
17	Escopa Health Center	47	Project 6 Health Center
18	Fairview Health Center	48	Project 7 Sentrong Sigla
19	Galas Health Center	49	San Antonio Health Center
20	Gen. Roxas Health Center	50	San Francisco Health Center
21	Gulod Health Center	51	San Jose Sentrong Sigla
22	Holy Spirit Super Health Center	52	San Vicente Health Center
23	Kalayaan Health Center	53	Sauyo Health Center
24	Kamuning Super Health Center and Lying-in Clinic	54	Sta. Lucia Super Health Center
25	Krus na Ligas Health Center	55	Tandang Sora Health Center
26	La Loma Health Center	56	Tatalon Health Center
27	Lagro Health Center	57	Teens Health Center
28	Libis Health Center	58	Toro Hills Health Center
29	Lupang Pangako Health Center	59	Veterans Health Center
30	M.H. Pedro Health Center	60	Wenceslao dela Paz (Culiat) Health Center

Source: QC Health Department





Youth as health chroniclers

Information technology tools and the youth are augmenting the efforts of the City's health workers in spreading the "gospel" of good health practices. Our City government, UNESCO and the Philippine Commission on ICT have partnered in using the e-Knowledge Public Domain Project in Barangay Payatas as our health education channel. Through this program, 14 out-of-school youth learned to develop information materials on the health concerns of the community using computers. Teenagers from depressed communities in Payatas produced CDs on health information and education

Recognizing further the rights of the marginalized

The most basic of rights is the right to be recognized by the state and be given a name. The Civil Registry Office's free birth registration certification services ensure that even the poorest of the poor are not deprived of this right. From 2001 to 2009, 578,212 children who would otherwise not even be recognized to exist, now have a legal right to carry a name and a legal personality.

Number of Househelp Registered Under the Kasambahay Program 2006 to 2009

Year	Househelp Registered
2006	3,800
2007	4,573
2008	4,900
2009	353
Total	**13,626**



Our Public Employment Service Office works actively for the protection of exploited children through the Program Implementation Committee that works for the elimination of the worst forms of child labor, as well as for the protection of our "kasambahay" or househelp. In support of the kasambahay program, Councilor Francisco Calalay authored the Quezon City Kasambahay Ordinance, a pioneering effort to create a data base on domestic helpers in the City and define their rights and privileges. The Kasambahay program provides alternative learning modules for househelp, and various skills inventory and matching programs with employers. Over the past eight years, 10,690 have taken advantage of this program.

Among the marginalized sector, solo parents and the disabled are provided special benefits. Holder of Solo Parent identification cards can avail of a comprehensive package of benefits that cover livelihood assistance and employment-related benefits.

Persons with disabilities are provided discount booklets for medicine, food and transportation. Educational assistance to disabled children has benefited 200 students who have been provided subsidies and allowances amounting to P1.4 million.

Free Births Registered
2001-2009

	2001	2002	2003	2004	2005	2006	2007	2008	2009	Total	% to Total
Free Births Registered (includes on time registration)	64,101	64,301	67,286	64,400	62,045	58,482	61,924	67,524	68,149	578,212	81.06%
Late Birth Registration	10,752	12,940	12,801	13,523	14,373	17,565	19,235	16,782	17,097	135,068	18.94%
Total Births	74,853	77,241	80,087	77,923	76,418	76,047	81,159	84,306	85,246	713,280	100%

**** Beginning 2008, all babies born in lying in clinics and super health centers are registered before they are sent home.***

Civil Registration Statistics

- 79,253 average annual births
- 19,058 average annual deaths
- 21,910 average annual marriages
- 167 orphans are adopted annually (2001-2008)
- Everyday, 3 marriages are annulled in QC (2006-2008); it is increase from the 2 per day record in 2001-2005
- 17,858 illegitimate children became legitimated due to subsequent marriages of couples, ascribed to a number of "kasalang bayan" sponsored by City councilors; 4,524 more are legitimated by virtue of RA 9225 that allowed illegitimate children to use the surname of their father
- 6,437 unregistered persons of various age groups were registered for free through Operation BirthrightAwards/ recognition of Operation Birthright:
  - * Governor Citation from Rotary International District 3780 (2005)
  - * Award of Excellence and Recognition Project Impact from Rotary International District 3780 (2006)
  - * Bantay Bata 163 Recognition from the ABS-CBN Foundation

Source: 2009 City Civil Registry Office Accomplishment Report

Leveling educational opportunities







For some poor folks, the initial hindrance to gainful income-earning opportunities is not knowing where to place the kids while at work. Thus, for Quezon City, the barangay daycare centers became the conduits for channeling more assistance to the poor. At first, the centers were more of baby-sitting areas, where the children could be kept occupied. Now, the daycare centers which have grown to 263, are spread all over the city, with an annual enrolment of 22,405 children aged 3 to 5. Children are provided free uniforms and school bags with complete set of art materials.

To upgrade daycare instruction, the City government in began in 2002 to allot funds for honorarium to the instructors who started by simply being volunteers. To further improve the quality of these early learning centers, the Quezon City government launched on February 17, 2009, the SB Pro Day Care Program which made City scholars of 200 daycare instructors to a two-year certificate course on Professionalizing Teaching and Management in Barangay Day Care Center at Miriam College. The program is expected to help ensure quality service though enhancement of curriculum, development of instructional materials and improvement of organization.

This is consistent with Belmonte's thrust to even up the quality of education for the poor, so that they can closely match those offered in private schools for well-to-do children.

Quezon City has the biggest public school system in the Philippines, with about half a million children enrolled in elementary and high school yearly. The numbers go up by an average of 2-3 percent, consistent with the average population growth rate.

Undaunted by the size of the school system, Belmonte promised to provide each child with one text book for each basic subject (Mathematics, HeKaSi, Science, Filipino and English), and this commitment is fulfilled with new books each school year. For this program, P 100 million has so far been funded by the City government.

Number of Daycare Centers and Children
2001-2002 to 2009-2010

Year	No. of Daycare Centers	No. of Children Enrolled
200-2001	185	13,370
2001-2002	191	13,962
2002-2003	210	13,860
2003-2004	195	14,925
2004-2005	218	18,095
2005-2006	229	18,199
2006-2007	234	20,489
2007-2008	251	19,360
2008-2009	258	19,484
2009-2010	262	20,184

Source: Social Services Development Department 2009 Accomplishment Report





Information technology, an enabler

To better prepare public school children to participate more fully in an information technology-enabled world, the city government pursued a determined thrust to provide computers in all 142 schools. This has meant investments of about P101 million in equipment, software, as well as for maintenance and repair. For those without, two fully equipped mobile computer vans, called e-School on Board, will conduct the computer-literacy training sessions for Grade 6 students, to prepare them for high school.

All public high schools in Quezon City are internet-enabled. With the idea of tapping the expertise of the





Enrolment Growth Per District
2003-2004 to 2009-2010

District	SY 2003-2004			SY 2004-2005			SY 2005-2006			2006-
	Elem	High Sch	Total	Elem	High Sch	Total	Elem	High Sch	Total	Elem
1	38,027	24,332	62,359	38,266	24,866	63,132	37,474	24,031	61,505	37,978
2	151,101	72,733	223,834	152,789	75,650	228,439	153,205	75,572	228,777	157,773
3	28,097	14,564	42,661	28,172	14,599	42,771	28,121	14,031	42,152	28,362
4	29,778	24,032	53,810	29,344	24,325	53,669	28,781	24,011	52,792	29,365
Total	**247,003**	**135,661**	**382,664**	**248,571**	**139,440**	**388,011**	**247,581**	**137,645**	**385,226**	**253,478**

Source: QC Division of City Schools 2009 Accomplishment Report

private sector in computerization, Belmonte challenged Ayala Foundation to maximize a P 4 million donation from the City government, to develop internet laboratories in all 45 high schools. Ayala responded to this with its GILAS project, an acronym which means "Gearing Up Internet Literacy and Access for Students," and provided free internet connection through Bayantel for the initial year. After that, the City government continued to fund the project.

To encourage the schools to share their knowledge and learning resources, the program for electronic libraries was implemented, connecting students and libraries in 11 elementary and 22 high schools through an automated library system and an online public access catalogue to print, multimedia and digital collections. The City school system also began retooling the teachers in information technology so that the merits of these in improving instructional methods and materials are fully utilized.





	2007-2008			2008-2009			2009-2010		
	Elem	High Sch	Total	Elem	High Sch	Total	Elem	High Sch	Total
5	38,151	24,225	62,376	39,646	24,756	64,402	39,184	24,132	63,316
0	161,653	81,620	243,273	165,548	87,742	253,290	166,886	89,829	256,715
3	28,598	13,607	42,205	28,216	13,500	41,716	27,818	13,143	40,961
9	29,774	24,010	53,784	29,996	24,639	54,635	30,100	24,292	54,392
7	**258,176**	**143,462**	**401,638**	**263,406**	**150,637**	**414,043**	**263,988**	**151,396**	**415,384**

Values-focused leadership

In 2001, the Philippine president was ousted from office, as a result of a bloodless uprising of Filipinos in mass protest at accusations of plunder committed at the highest level of government. The preoccupation then in the years that followed was a return to the values of decency, honesty and integrity in leadership. In 2002, the Center for Excellence in Student Leadership was conceived for Quezon City's public school system, with the guidance of the Knights of the Sacred Heart Foundation (KSHF). The Belmonte Administration believed that high school was a fertile incubation ground for the country's future leaders. It was therefore important that they inculcate the appropriate values at this young age.



The program began with 133 fourth-year high school students selected by their principals as having leadership potential. Now with its tenth batch of students, the program has been instituted as an intensive leadership training course conducted every Saturday of each school year. Beneficiaries so far have reached 1,400 students. They go through a multi-disciplinary approach to learn, in practical terms, the values of honesty, industry and love for country. They are also trained to apply their learning in community development projects to encourage them to be doers and catalysts of community-building activities, through Values in Action Circles.









As incentive, the students receive allowance, free meals, uniforms, and training kits, as well as opportunities for educational tours. In addition, Centrex students who complete the program are privileged with City scholarships to college. It would be the penultimate affirmation of this program, if in the years to come, at least one of these Centrex graduates becomes an exemplary leader of our country.







Massive school expansion

Every school year, Quezon City-based media make a beeline to the city's highly populated District 2, convinced that this is where they can buttress their notion of congested public schools. Prior to 2002, they were hardly frustrated. Schools in the barangays of Novaliches, Lagro, Batasan Hills, Pasong Tamo and Holy Spirit, were reporting student-classroom ratios soaring to 90 and 100 pupils per classroom.

Buttressed by available resources, the Belmonte Administration pursued a massive school building program that brought comfortable student-classroom ratios averaging in the 30 to 40 students per classroom range, for the city's three districts by 2004. For District 2, which has the city's largest poor youth population, the drive to decongest the public schools was more difficult, coupled by the fact that these were also the areas with the highest birth rates; but the City government has made remarkable gains.

By school year 2009-2010, peaks of classroom congestion that soared to over a hundred in District 2, had gone down to more manageable 50-60 students per classroom in District 2, and the necessity to hold three shifts had gone down to two.



While it is the Department of Education's responsibility to provide school buildings and maintain these, it has become the mission of Mayor Belmonte to enable the local government to provide, where the national government is having difficulty. His target was to build at least 100 new school buildings within his three terms. From 2002 to January 2010, the City government built 98 school buildings adding 1,619 new classrooms to the school system in elementary and high school. Three school buildings with 61 classrooms were also constructed to improve learning environment of the City-managed QC Polytechnic University.



This massive school building program was funded at a cost of P3.68 billion or 80% of the City government's total investments in land development and school infrastructure of P4.56 billion. This was complemented by a school repair program that made safe and upgraded 247 buildings.



New Buildings and Classrooms Constructed by the City Government
July 2001 to 2009

Year	Elementary									
	District 1		District 2		District 3		District 4		District 1	
	Bldg	Room	Bldg	Room	Bldg	Room	Bldg	Room	Bldg	Room
2001	2	34	4	74						
2002			6	85						
2003	1	18	3	46	1	16			1	14
2004										
2005			5	99	2	30	1	18	2	27
2006			12	208	1	10			2	30
2007	3	57	11	161	1	19	1	19	1	19
2008			2	44						
2009	1	19	2	37	1	19			1	19
Total	**7**	**128**	**45**	**754**	**6**	**94**	**2**	**37**	**7**	**109**

Student – Classroom Ratio

District	SY 2003-2004			SY 2004-2005			SY 2005-2006			2006-2007		
	Elem	High Sch	Combined	Elem	High Sch	Combined	Elem	High Sch	Combined	Elem	High Sch	Combined
1	40	43	**41**	39	43	**41**	40	43	**41**	40	38	**39**
2	68	69	**68**	65	66	**65**	63	66	**64**	63	68	**64**
3	33	33	**33**	35	36	**35**	36	32	**35**	32	34	**33**
4	37	39	**37**	37	39	**38**	40	37	**39**	36	33	**35**
Total	51	51	**51**	50	51	**51**	51	50	**50**	49	48	**49**

Student – Teacher Ratio

District	SY 2003-2004			SY 2004-2005			SY 2005-2006			2006-2007		
	Elem	High Sch	Combined	Elem	High Sch	Combined	Elem	High Sch	Combined	Elem	High Sch	Combined
1	41	29	**35**	42	30	**36**	41	29	**35**	41	33	**38**
2	51	47	**50**	49	45	**48**	48	40	**45**	49	37	**44**
3	39	25	**33**	41	26	**34**	41	25	**34**	41	30	**36**
4	42	30	**36**	41	31	**36**	41	31	**36**	42	35	**39**
Total	46	36	**42**	46	36	**42**	45	34	**40**	46	35	**41**

High School						QCPU		Total	
District 2		District 3		District 4					
	Room	Bldg	Room	Bldg	Room	Bldg	Room	Bldg	Room
	12	1	12					8	132
	80							11	165
	66			1	18			11	178
	15	2	35	1	9			14	233
	109					1	19	22	376
	54	1	19	1	19	1	23	24	390
								2	44
	30			1	19	1	19	9	162
	366	4	66	4	65	3	61	101	1,680

2007-2008		2008-2009			2009-2010		
High Sch	Combined	Elem	High Sch	Combined	Elem	High Sch	Combined
37	39	42	38	40	35	30	33
65	64	59	68	62	52	56	54
33	33	36	34	35	31	26	29
41	38	37	38	38	32	29	31
49	50	49	51	50	43	40	42

2007-2008		2008-2009			2009-2010		
High Sch	Combined	Elem	High Sch	Combined	Elem	High Sch	Combined
32	37	42	31	37	43	31	37
40	45	46	38	43	46	38	42
28	36	39	26	34	39	26	33
32	37	41	33	37	41	33	37
36	41	44	34	40	44	35	40

Upgrading teacher competencies

Responding aggressively to solve the crisis brought by the deteriorating quality of public school education in the country, Belmonte ordered a study of Quezon City's school system, involving both government and private practitioners, to determine where improvements can create immediate as well as long lasting impact. The answer was in upgrading teaching skills and competencies.



Thus, the City government launched TOP Ed (short for "Training for Outstanding Performance in Education"), in 2007. This was a comprehensive training program for all of Quezon City's 9,000 public school teachers, developed with the help of the University Research and Resource Development Inc. (UNIDEV) of UP and the Growth, Upgrading and Resource Office (GURO) of Miriam College. TOP Ed trained, at the City government's expense, public school teachers in the five key learning areas: English, Math, Science, Social Studies and Filipino.

In 2009, the City government continued to fund capacity building with Ateneo de Manila University (ADMU)'s E-KASI QC! Project (Edukasyong Kalidad na Angat Sa Iba Quezon City. The task was to design and implement a development program for Quezon City schools to sustain significant improvements in student achievements in the shortest possible time.

By 2009, students in Quezon City's elementary and high schools topped the National Achievement Tests for the second straight year.









Molding young human resources for the knowledge-based economy

The National Government recognizes Quezon City as the hub of education in the Philippines. Last October 2008, Quezon City was the lone Philippine city chosen by our national government to exhibit at the 5th China Education Expo at Shanghai, after the Department of Trade and Industry had considered us as the "ICT capital of the Philippines" and "home of the best universities in the country."



Indeed, education responsive to the needs of our fast-evolving local and global economies offers the best prospects for a productive future for our constituents.



To take better advantage of the City's growing distinction in both education and information technology, the City government embarked on the retooling of its lone city university, the Quezon City Polytechnic University, from its techvoc origins to become a fully operational university specializing in technology-based education. QCPU's mission is to serve as a market-based educational institution for the technological and professional training needs of industrial and business enterprises in Quezon City, while prioritizing the creation of new entrepreneurs with this line of expertise.



From the time QCPU began offering degree courses in 2005, enrolment has increased by more than 100% annually, to attain more than 6,000 student registration in 2009, with about 50% enrolled in BS Information Technology courses. The other courses available are BS Entrepreneurship and BS Industrial Engineering.

To make it even easier for the poor to enroll at QCPU, the City government has expanded our scholarship system to finance the studies of 5,300 students at QCPU, aside from the 5,614 other students the City government

is subsidizing to study in other schools. The 100 valedictorians and salutatorians of Quezon City's public schools are automatic city scholars. So are the select young leaders chosen for our Center for Excellence in Leadership Program.

QCPU is now operating from three campuses, San Bartolome, San Francisco and the Batasan. The Batasan provides a good catchment for graduates of our biggest high schools, Batasan Hills National High School and Commonwealth High School and other schools in Area 7.

In 2006, confident of the Quezon City government's capacity to manage a national training center for advanced ICT, the national government's Technical Education and Skills Development Authority (TESDA) turned over to QC-LGU the responsibility of operating the Korea-Philippines Technology Training Center or KPITTC. The memorandum of agreement between TESDA and the City government was signed in August 2006.

This state-of-the art facility financed by a US$ 4.3 million grant from the Korean International Cooperation Agency (KOICA) was inaugurated in 2005 by Philippine President Gloria Macapagal-Arroyo and South Korean President Roh Moo-hyun. Quezon City manages it as an advanced training center for IT. The center is developing partnerships with industry to develop software and hardware solutions to specific business problems.






QUEZON CITY
SCIENCE INTERACTIVE CENTER



Quezon City Opens First Science Interactive Center

Remarkably upgrading the quality of education of the poor, Quezon City Mayor Feliciano "SB" Belmonte, Jr. launched last May 5, 2010, the Philippines first science interactive center, especially for the public school system

Much more than a show-and-tell gallery museum, the Quezon City Science Intreractive Center is a functioning science laboratory for the City's fourth-year public school students. Students will conduct their experiments using modern tools and equipment, based on the Department of Education curriculum for their level. This ids the first such interactive science facility in the Philippines.

The facility firms up Belmonte's strategy of influencing Quezon City towards a technology-driven growth, and works at orienting the youth towards science and technology courses, the best human resource building blocks for sustained economic development.



This Center developed by the Quezon City Government is intended to expand many times farther, the educational facilities of the public school system. Poor students will have hands-on experience studying such subjects as electromagnetism, fiberoptics, polarization, and robotics using modern apparatus that will allow them to test and visualize effects and results.



The Science Center seeks to maximize the benefits of technology in improving public school education, and inculcate a greater appreciation of physics and science as a whole, among the youth of Quezon City.

The building features 8 learning centers composed of 7 laboratories and an exhibit











gallery. Being constructed at the top deck of the planetarium, as well as an observatory, where students will be able to study astronomy using high-powered telescopes. An electronic library serves as the main reference area.

At the galleries, students will already have an introduction on the basic concepts of Physics, in a fun and highly interactive way. The gallery will feature large exhibits intended to foster learning about gravity, weight and mass; motion and acceeration; optics (lenses and vision); telecomunications; electricity, light and energy; and magnetism.

At the laboratories, experiments will be organized according to the curriculum of the Deparment of Education for 4th yera high school Physics: Energy in Society, Energy in the Economy, Energy in the Environment, Energy in Transportation, and Energy in Information Communications Technology. Learning will be enhanced with the use of the Robotics Laboratory and studies of the universe at the Planetarium.


MEGAWORLD
CORNELL

BUILDING UP THE CITY

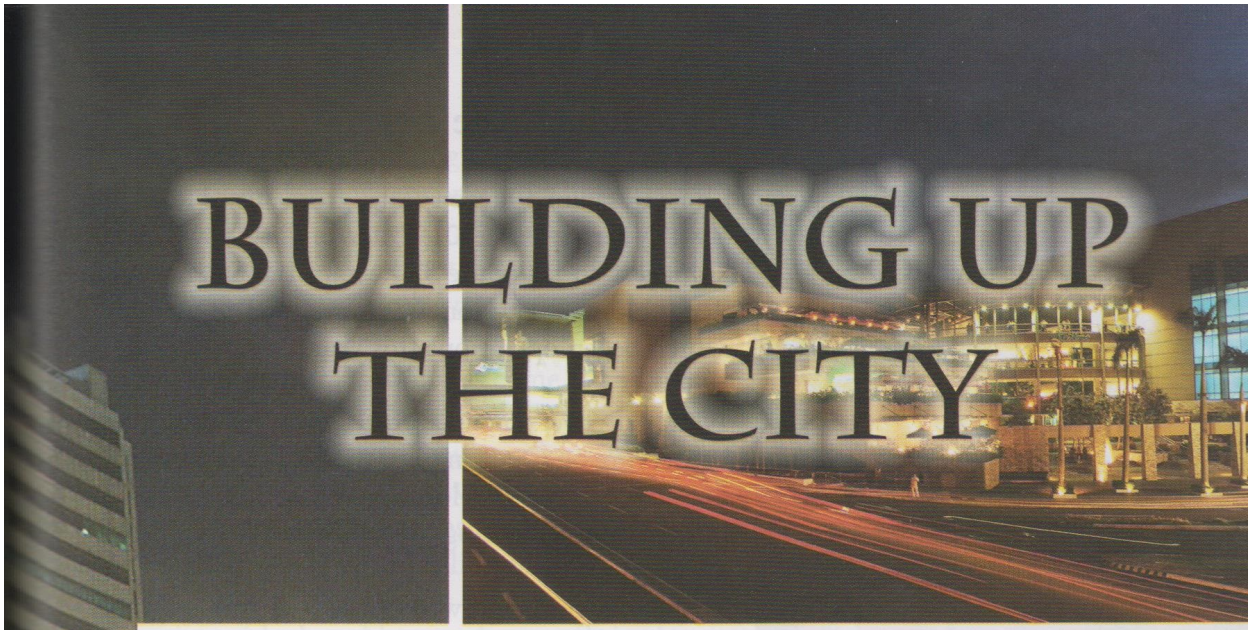







Spreading developments throughout the city

There are now 58,874 registered businesses in Quezon City, from just 31,025 in 2001. From Eastwood City barely a cyberpark in 2001, Quezon City now has 30 PEZA-registered ICT parks. The biggest so far is the 38-hectare UP Science and Technology Park along Commonwealth Avenue, which began operations this year.



National government agencies and businesses are conferring on Quezon City the ICT capital status, because we are the location of choice of many information technology companies.

To encourage the growth of the ICT industry, the City government formed Quezon City's BPO-ICTES Task Force, so that the needs of these businesses and prospective locators are responded to immediately through a one-stop arrangement.

When we talk of growth centers now, we not only refer to such areas as Eastwood, Araneta Center or Timog. Even what was once a lethargic Novaliches is now one of Quezon City's faster progressing areas.



But growth does create new problems. For most major cities in Asia, growth rates are too rapid for their infrastructure to keep up with. That is why in Quezon City, beyond current operating expenses, our City government generates the highest percentage of savings among LGUs, which it uses to fund infrastructure development at a rate unprecedented in the City's history.



The development of more high growth communities necessitated the expansion of road networks and linkages to Metro Manila's major arteries to make growth sustainable. Extensive rehabilitation and expansion of basic infrastructure is essential. Otherwise, we will have erected our own barriers to growth.

Our physical transformation has come at an investment of P 17.70 billion thus far, at a pace faster and at a scale more massive than our city has ever experienced. This transformation is leading to a more livable city and a more attractive business location. This represents an average infrastructure investment of P2 billion annually from 2002 to 2009, versus P315 million in 2001.

In the city with the widest road network in the country, we have improved, cleared and expanded 70% of our city road system at an investment of P7.38 billion, or 40.78% of the total infrastructure budget. Many of the City's streets are now concreted, making less demands on maintenance.

New access roads from inner communities to main thoroughfares have not only shortened travel times and provided convenience, they have led to a rise in property values, and more attractive and financially lucrative uses for properties.

The City government has a good, collaborative relationship with the national government. It has been coordinating with the Department of Public Works and Highways to begin national road projects that will make city travel so much easier. It has taken care of negotiating for right of ways, even advancing the needed funds, just so national government projects can begin immediately.

The Belmonte Administration created new public centers in areas that were once blighted. Look at the IBP area near the House of Representatives complex. The City government doubled the width of the street, reclaiming all its easement areas. It put up, in a still evolving program, the Batasan Super Health Center, the Ilang-ilang Day Care Center, an imposing police station, a people's park right in front of Batasang Pambansa, and a large satellite campus for the Quezon City Polytechnic University, a 48-classroom building for Batasan Hills National High School, and now a new 29-classroom building on the opposite side of the street, for the Batasan Elementary School, our most crowded school. The place has gained a new and productive public service area, and an attractive showcase for Quezon City.

The same transformation is beginning to happen at the North and East Triangles. Mainly government properties, these areas have been left largely untended for decades. Then the Belmonte Administration enlisted the help of the World Bank for a development plan for a Central Business District. President Macapagal Arroyo was enthused with Mayor Belmonte's proposal and created the Urban Triangle Development Commission through the issuance of Executive Order 620 and 620-A. Now, major private sector initiatives are growing. Trinoma, Eton Properties, and Ayala are among the earliest locators.

The Commission has engaged the services of a masterplanner, the joint venture of CPRM Consultants Inc. and Transport and Traffic Planners Inc., to delineate the physical and economic development framework to guide the best use of the area.

These large-scale transformations are complemented by continuing improvements along our major thoroughfares. These include the installation of 13,884 new lamp posts and the repair and maintenance of 8,385 others, to illumine and to augment safety and security over the majority of city streets. The Belmonte Administration also launched a citywide streetsignage program, for the better identification of city streets in accordance with international standards. These complement the installation of boundary markers in key entry points of the city.



Traffic management gained greater efficiency with the passage of SP-1444, series of 2004, creating the Traffic Management Code of Quezon City.

The City government is reclaiming the sidewalks for its pedestrians, making them attractive and safe, while contributing to the global effort to reduce vehicular emissions. Flood control is another priority, with each road improvement project accompanied by programs to install (if missing) or improve (if deficient) drainage systems.



City Infrastructure Investments
2001 to November 2009

Category	Amount of Investments	Percentage
Roads	7,380,707,368.27	40.78%
Schools	4,274,792,862.53	23.62%
Offices	1,269,712,065.06	7.02%
Health Centers, Hospitals	800,679,704.94	4.42%
Sidewalk	656,560,345.20	3.63%
Drainage and Flood Control	787,238,191.79	4.35%
Parks	495,347,026.03	2.74%
Buildings (other than QC govt offices)	662,036,814.71	3.66%
Special Projects	257,326,168.40	1.42%
Streetlights	254,034,443.52	1.40%
Underpass	151,347,320.77	0.84%
Boundary Markers, Street and Other Signages	113,523,540.54	0.63%
Police Stations	130,311,002.43	0.72%
Bridges	98,207,695.86	0.54%
Market	85,755,470.35	0.47%
Day Care Centers	78,122,447.42	0.43%
Overpass	64,583,889.25	0.36%
Fence	81,118,511.52	0.45%
Wells, Water Supply	31,832,704.35	0.18%
Library	28,114,254.68	0.16%
Waiting Shed	57,871,345.42	0.32%
Cemetery	21,644,656.43	0.12%
Fire Station	16,748,775.03	0.09%
Various Projects	301,588,280.72	1.67%
Total	**18,099,204,885.22**	**100.00%**

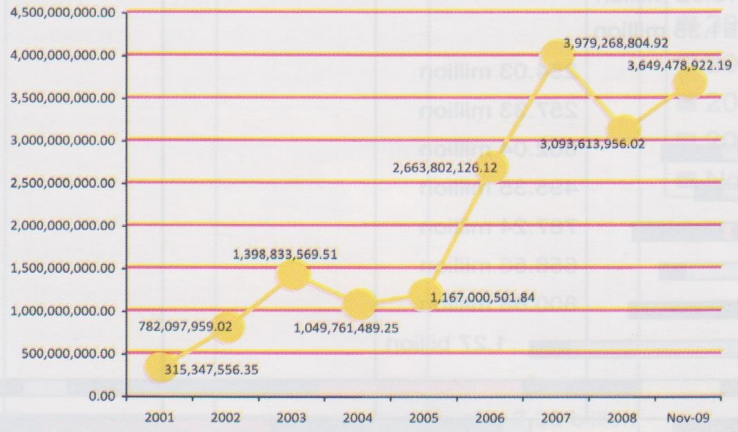

Road Improvement Projects
By Major Scope of Work, In Kilometers
2001 to 2009

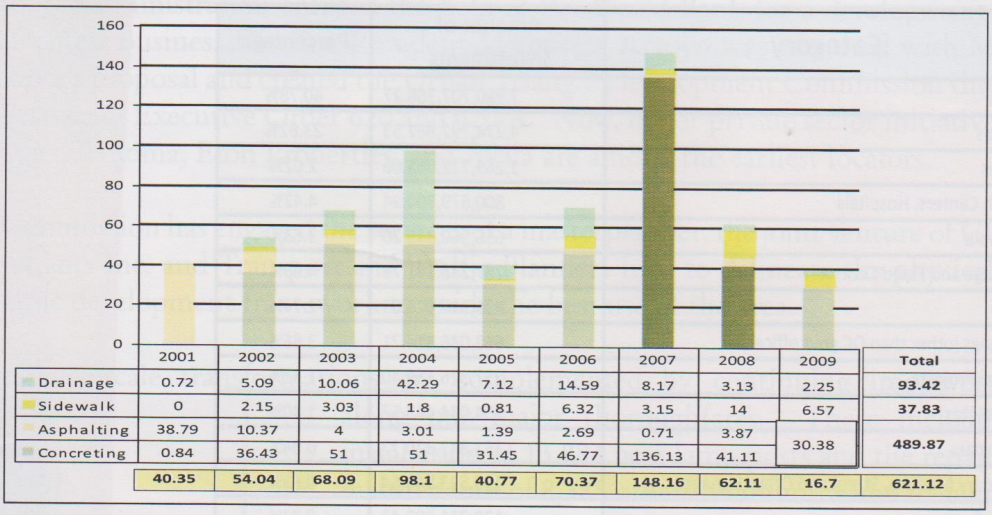

	2001	2002	2003	2004	2005	2006	2007	2008	2009	Total
Drainage	0.72	5.09	10.06	42.29	7.12	14.59	8.17	3.13	2.25	93.42
Sidewalk	0	2.15	3.03	1.8	0.81	6.32	3.15	14	6.57	37.83
Asphalting	38.79	10.37	4	3.01	1.39	2.69	0.71	3.87	30.38	489.87
Concreting	0.84	36.43	51	51	31.45	46.77	136.13	41.11		
	40.35	54.04	68.09	98.1	40.77	70.37	148.16	62.11	16.7	621.12

City Funded Infrastructure Projects
2001 to November 2009

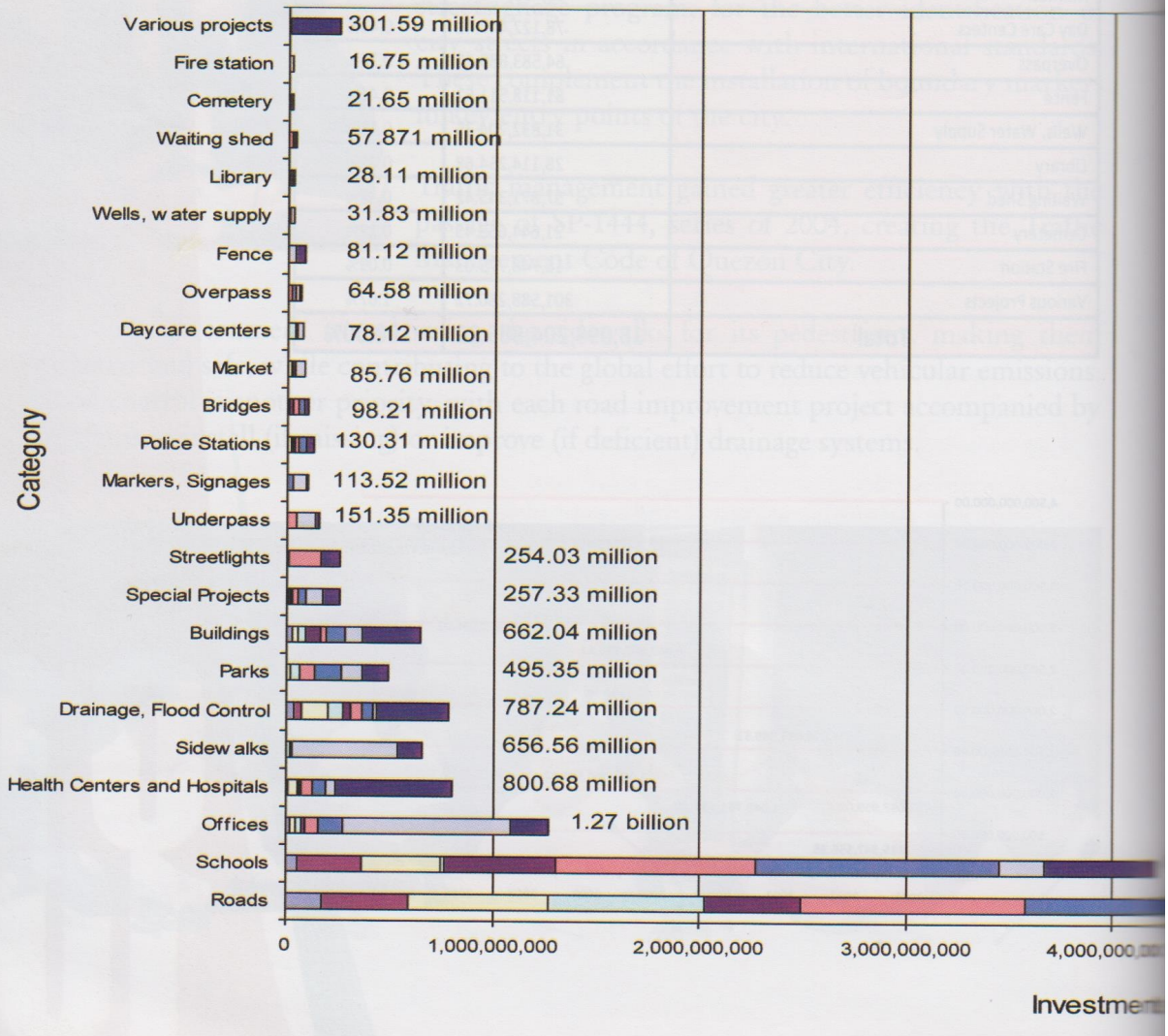

City Infrastructure Investments By District
2001-2009

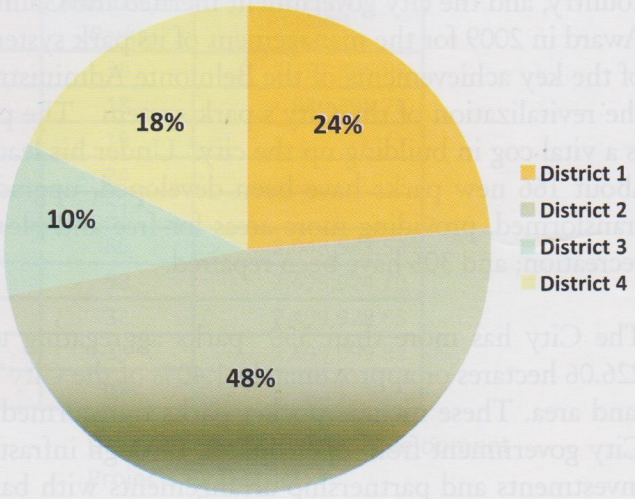











Developing more pleasurable surroundings

Quezon City has the biggest public park system in the country, and the city government merited the Galing Pook Award in 2009 for the management of its park system. One of the key achievements of the Belmonte Administration is the revitalization of the City's park system. The program is a vital cog in building up the city. Under his leadership, about 166 new parks have been developed, upgraded and transformed, providing more areas for free and pleasurable recreation; and 306 have been repaired.

The City has more than 550 parks aggregating to some 226.06 hectares or approximately 1.40% of the City's urban land area. These include pocket parks transformed by the City government from open spaces, through infrastructure investments and partnership arrangements with barangays and community organizations to ensure continuous maintenance.The central park of the City, is best known for being home to the shrine, museum, and remains of former President Manuel L. Quezon and First Lady Aurora Quezon. In 2007, determined to transform the park into its intended position as the central park of the City, the Belmonte Administration took over the management of the 25-hectare Quezon Memorial Circle, which used to be administered by the Quezon Memorial Circle Foundation. Thus began significant investments of the Quezon City government to make the park the focal landmark of the City.

To create greater and safer access to the park through the wide Elliptical Road circling it, Mayor Belmonte directed the construction of the first two pedestrian underpasses of the city, both leading to the QMC, one from Quezon City Hall and the other from the Philcoa area.

Several other renovations and upgrades have been introduced, including the renovation of the entrance archs, the promenades and the central converging area, the paved walkways, the stage, playground, cycling and walkable areas, water fountains, and multipurpose halls where lessons like taebo and disco dancing are offered at reasonable rates.

To further highlight QMC's role as a repository of history, it will be the site of the new, modern Quezon City Museum, which will showcase the City's historical and cultural heritage.

Number of City-repaired Public Parks
2001 to 2009

Year	Number of Parks	Amount
2001	38	1,257,875.08
2002	18	986,398.73
2003	19	-
2004	24	-
2005	21	-
2006	66	2,048,583.53
2007	58	2,499,924.70
2008	32	2,499,928.65
2009	30	2,499,999.82
Total	**306**	

Distribution of QC Park Development
Projects By District

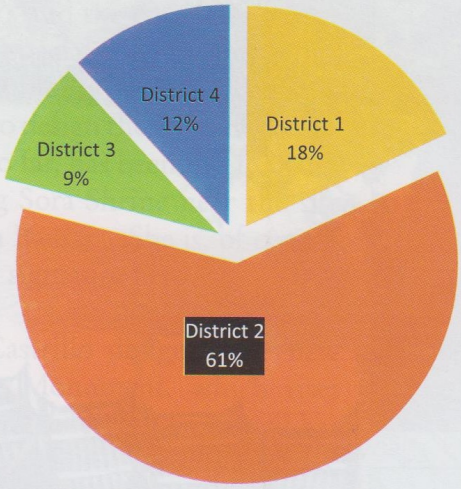

Park Development Projects (New Parks)
2003 to February 2010 Bidding

Year	No. of Parks	Total
2003	5	31,663,901.75
2004	12	45,608,727.86
2005		
2006	23	61,300,714.34
2007	11	46,358,659.28
2008	43	192,831,641.00
2009	23	120,621,287.09
2010	49	218,262,411.70
Total	**166**	**716,647,343.90**







Quezon City also contains the Philippines' largest ecological park in a metro setting, the 33-hectare La Mesa Eco Park. It features natural amenities and wide expanses that make it a favored site for wellness activties. The park was neglected for years until 2002 when it was revived into a popular nature park, on the initiative of Mayor Feliciano Belmonte who calls it one of the natural jewels of Quezon City . The transformation was the result of a multi-stakeholder partnership among the QC-LGU, ABS-CBN's Bantay Kalikasan Foundation and the Metropolitan Works and Sewerage System. The city government managed the park on its first year of transformation. Management of the park is now under the La Mesa Resort Zone Executive Committee.

The Quezon City government invested P21 million to construct the road leading to the Eco Park to make it accessible to the public, to develop the park's internal road network, and to rehabilitate its many amenities. It also built the pavilion.



The Belmonte Administration also erected landmarks and monuments to honor the city's and the country's heroes and remember special episodes in history. The City government commissioned well-known artists to design these monuments. The grandest so far, has been the 1,000 sq. meter Tandang Sora Shrine near the site of her home in Banlat. She is, of course, Quezon City's signature hero.



Sculptor Ed Castrillo designed the new Ninoy Aquino Monument, which rises at Quezon Avenue. The City Council has authorized a monument for our beloved, former President Cory Aquino. Artist Frederick Caedo also designed a new monument for Jose Rizal, and Francisco Verano for Andres Bonifacio, both at the City Hall compound.



To encourage more people to walk around the city and contribute to the reduction in greenhouse gas emissions, the Belmonte Administration embarked on a citywide sidewalk redevelopment program, some of which are expansive walkways around interesting commercial areas. The development and enhancement of sidewalks is a global urban trend, because of growing concern about vehicle emissions.

Crafting creative solutions to Environment challenges

The City government has garnered local and international acclaim for its environment management program, the latest being the 2008 Galing Pook Award for the Management of the Payatas Landfill. This facility operates the first clean development mechanism in Southeast Asia, for the reduction of greenhouse gases from a landfill. Pollution reduction has generated a new revenue resource for the City government in the form of carbon credits, initially yielding 344,770 euros, with another 38,444 Certified Emission Reduction Units (CERs) ready for sale.

The study of the Center for Health Development of the Department of Health revealed that Quezon City, among all Metro Manila cities, has the highest satisfaction rating among residents, in terms of garbage collection services.

Flood-prone areas have also decreased by 18%, particularly in Districts 3 and 4, as a result of regular riverways cleanup activities. In the first semester of 2009, dengue cases dropped by 37% compared to the same period last year, as a result of intensive clean-up operations in 16 barangays which historically have the highest incidence of the disease.

Garbage Collection Efficiency
2004 to 2009

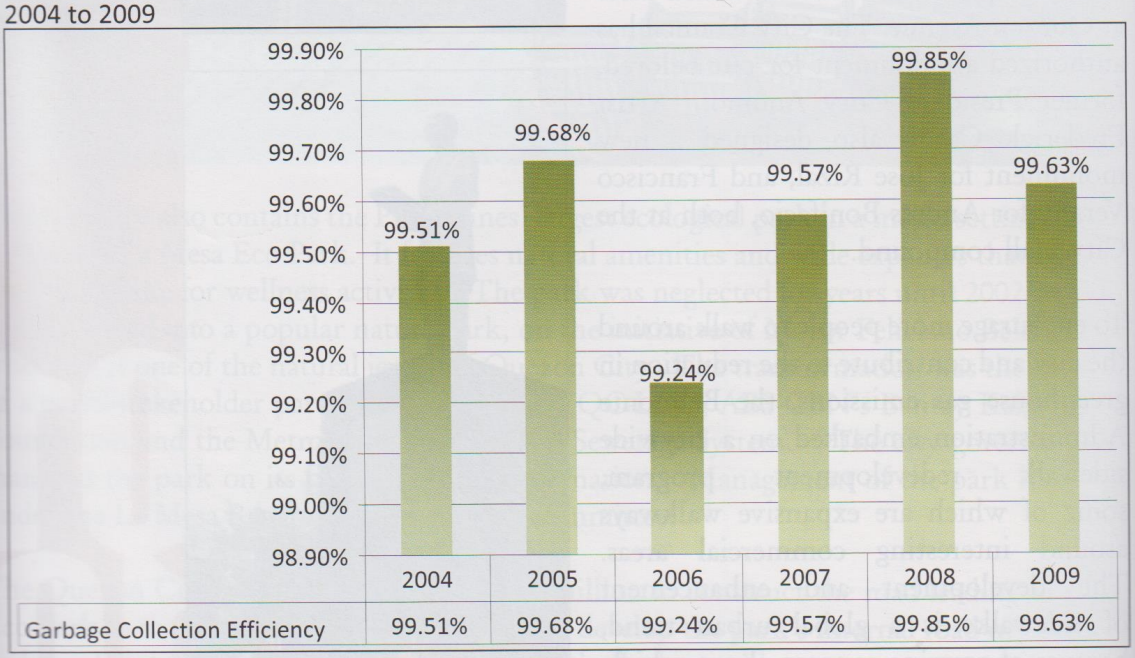

	2004	2005	2006	2007	2008	2009
Garbage Collection Efficiency	99.51%	99.68%	99.24%	99.57%	99.85%	99.63%

Source: Environmental Protection and Waste Management Department
2209 Accomplishment Report

Pioneering strides have been achieved through a combination of innovative strategies.

* Package cleanup system

From what had been called the dirtiest city prior to 2002, despite spending as much as P70 million a month on garbage collection, Quezon City is now one of the cleanest and greenest in Metro Manila. The Belmonte Administration's first response was capacity building through the organization of the Environmental Protection and Waste Management Department (EPWMD), to manage a comprehensive waste management program. Then it pioneered in the package clean-up system, replacing the corrupt-prone "per trip" system through which contractors were paid based on the number of garbage trucks they fielded, regardless of the cleanliness results.

The new system assigned garbage contractors specific areas of operation which they are to keep clean. The onus is on them on how much resources they are to assign to fulfill this objective. They are paid fixed fees, and are liable for penalties for violations in the terms of agreement. The result was P20 million less expense a month in garbage collection and a much cleaner Quezon City. The system also includes garbage pickup from 239 identified inaccessible areas, through pushcarts and pedicabs.

The City deploys 275 streetsweepers, Mondays to Saturdays, from 5am to 9am, to make sure that QC's 64 major thoroughfares covering 450 kilometers are kept clean. They are also assigned the cleaning after special events, which dismally create a lot of garbage.









* Riverways cleanup

Waterways cleanup are through the Riverways Sanitation Services and Sagip Batis. Both are implemented on a regular basis, to clear solid wastes from impeding water flow. For Sagip Batis, barangay officials and volunteers help declog 109 kilometers of waterways comprising the four major river systems traversing the city (Tullahan, Marikina River, San Juan-San Francisco and Meycauayan Rivers). From 2003 (the program start) to 2009, 3,614 volunteers have helped free these rivers from 15,540 cubic meters of waste.

Sagip Batis sa QC Riverways Clearing Program
Data on Volunteers and Wastes Collected (2003-2009)

Year	No. of Volunteers	Volume of Wastes Collected (In cubic meters)
2003	1,000	-
2004	1,000	2,903
2005	1,000	2,060
2006	250	2,603
2007	120	-
2008	120	3,086
2009	124	4,888

Source: Environmental Protection and Waste Management Department 2209 Accomplishment Report

This program has been recognized as a Sound Practice for Megacities by the National Research Institute for Earth Science and Disaster Prevention based in Kobe, Japan. It has also garnered for the EPWMD, the Dangal ng Lawa Award of the Laguna Lake Development Authority for three years now, 2006, 2007 and 2009.

On solid waste management

Quezon City gained national acclaim as the first urban center to implement the Solid Waste Management Act. Payatas, once the scene of tragedy and widespread shame, is now a favorite learning area for environmentalists and students both here and abroad. The conversion of the Payatas open dumpsite into a controlled waste disposal facility was pursued in earnest in 2002. It is the first open dump to be converted into a controlled disposal facility, and is now implementing its Final Closure Plan.



Reengineering interventions. The project undertook developmental and rehabilitation works, restructured, upgraded and optimized utilization of the dumpsite and assured its continued safe operation, while lessening its impact on the environment.

The remediation measures instituted include slope reprofiling, stabilization and greening, leachate collection and recirculation, drainage system improvement, fortified roadways and access to the site, gas venting and material recovery. Vetiver grasses were planted on the old mound, to stabilize the soil cover to prevent erosion. The grass is also very effective in absorbing the heavy

metals from waste leachate, while improving the physical appearance of the mound.



Biogas project. To reduce the risk of sudden burst of fires in the garbage pile, in 2002, the Quezon City government collaborated with the Philippine National Company Exploration Corporation (PNOC-EC) and conducted a study which showed the feasibility of extraction and commercial utilization of methane gas from the dumpsite. In 2004, a 100-kW Pilot Methane Power Plant was put into operation.

In 2007, QC signed an agreement with Italy-based PANGEA Green Energy and its local counterpart, PANGEA Phils., for the development and implementation of the Biogas Emissions Reduction Project, which was registered as a Clean Development Mechanism (CDM) under the Kyoto Protocol of the United Nations Framework Convention on Climate Change (UNFCCC) on February 1, 2008, the first CDM project in solid waste management in the Philippines and Southeast Asia.

Creation of new revenue source. The reduction of emissions has created a new revenue source for a local government, through carbon trading. Through the biogas emission reduction, the City government is able to sell CERs (Certified Emission Reduction) or carbon credits to developed countries who need the credits to comply with requirements under the Kyoto Protocol. This is Quezon City's humble contribution to the mitigation of global warming and climate change.

Innovations in garbage volume reduction. Under the Used Tire Retrieval project with Holcim Cement, used tires dumped at the disposal facility are used as alternative fuel in the production of cement. Residual plastic materials can also be reused in the same manner. About 21% of the garbage dumped are made up of plastics, rubber, textile and leather materials.

Since the project started in 2003, about 60,000 pieces of used tires equivalent to 400 tonnes have found new life as fuel. An average of 90 tonnes of residual plastics a month are recovered from the site and reused for fuel. The Department of Science and Technology has also began to pilot test a project to convert residual plastics into bricks.

REBUILDING AFTER ONDOY

On September 25, 2009, typhoon Ketsana (code named "Ondoy" in the Philippines) inundated Metro Manila with a month's worth of rainfall in a single day, causing the worst flooding ever experienced in four decades. In just three days, hundreds of homes were swept away, properties destroyed and vehicles overturned like toys.



In Quezon City, over 70 barangays suffered massive floods unlike anything they experienced before. Villages in low lying areas were badly hit, particularly those near the Tullahan and Lagarian Rivers.

At the height of the storm, it was almost impossible to extend help to the affected families because flood waters blocked access to most roadways. Nevertheless, the QC Rescue Team was able to evacuate over 130 families residing beside the creek in Visayas Avenue, and more than 270 families from low lying areas of Bahay Toro.



Relief and rehabilitation efforts

Relief efforts were extended immediately after the typhoon. The Social Services & Development Department (SSDD), Environmental Protection and Waste Management Department (EPWMD), Department of Public Order and Safety (DPOS) and Engineering Department were at the forefront of the City's relief and rehabilitation efforts.



The SSDD, with the assistance of the affected barangays, set up evacuation centers in schools and covered courts as early as September 26. Evacuation centers were established in 72 barangays, serving as temporary shelter for families rendered homeless during the typhoon. Relief goods were regularly distributed to affected families who stayed in the evacuation centers.

The EPWMD, in cooperation with army reservists and over 6,500 volunteers, led the clean-up operation in 32 identified critical areas especially in hard-hit barangays, Tatalon and Masambong.

Due to the heavy volume of garbage collected, special hauling trips of the trucks to and from the Payatas







controlled dumpsite facility continued even after the clean-up drive. As of October 25, a total of 1,829 hauling trips were made, resulting in almost 26,000 cu. m. garbage collected.

Mayor Belmonte declared a state of calamity in some 50 barangays. P500-million was set aside for rehabilitation and financial assistance to the victims, with P1-million specifically allotted for medicines. A portion of the budget for QC 70th Anniversary celebration that was planned for December 2009, was also re-channeled to augment the relief efforts.

As early as October 1, the Division of City Schools submitted a consolidated report on damaged school properties, from computers and blackboards, to books and calculators, and these were addressed by the City government immediately. The repair of roads, drainage systems, riprap and other flood control facilities were also given priority in implementation.

Improving disaster preparedness

One of the lessons learned from the Ondoy experience was for local government units to be more self-sufficient in addressing disaster and relief operations.

Mayor Belmonte directed the DPOS to acquire additional rescue vehicles that can go through roads rendered impassable by ordinary fire trucks during great floods. These include speed boats and amphibian trucks. Moreover, 250 rescue personnel from DPOS, QCPD and NDC were given training on search and water rescue on rubber boats. Some 30 DPOS personnel were also trained in high-angle rescue, or rappelling.

Organized waste picking. Waste pickers were encouraged to organize into formal groups which are accredited, regularly consulted and whose inputs are seriously considered in the formulation of operating systems in the management of the dumpsite.

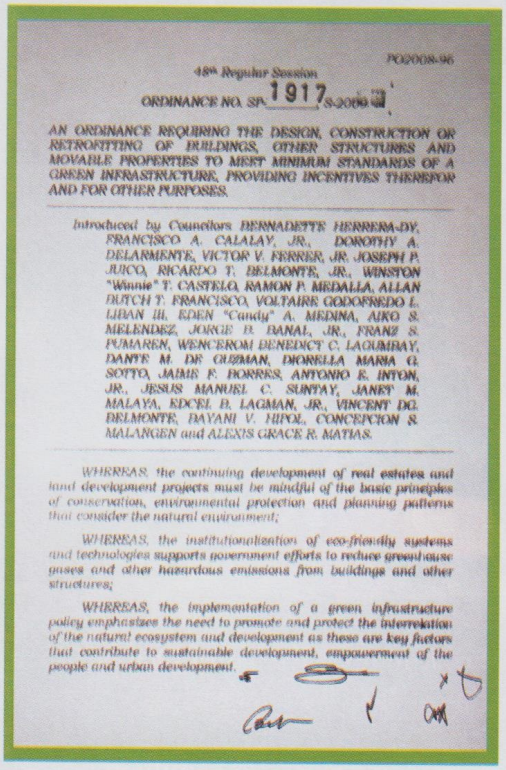

PO2008-96

48th Regular Session

ORDINANCE NO. SP-1917, S-2009

AN ORDINANCE REQUIRING THE DESIGN, CONSTRUCTION OR RETROFITTING OF BUILDINGS, OTHER STRUCTURES AND MOVABLE PROPERTIES TO MEET MINIMUM STANDARDS OF A GREEN INFRASTRUCTURE, PROVIDING INCENTIVES THEREFOR AND FOR OTHER PURPOSES.

Introduced by Councilors BERNADETTE HERRERA-DY, FRANCISCO A. CALALAY, JR., DOROTHY A. DELARMENTE, VICTOR V. FERRER, JR. JOSEPH P. JURCO, RICARDO T. BELMONTE, JR., WINSTON "Winnie" T. CASTELO, RAMON P. MEDALLA, ALLAN DUTCH T. FRANCISCO, VOLTAIRE GODOFREDO L. LIBAN III, EDEN "Candy" A. MEDINA, AIKO S. MELENDEZ, JORGE B. BANAL, JR., FRANZ S. PUMAREN, WENCEROM BENEDICT C. LAGUMBAY, DANTE M. DE GUZMAN, DIORELLA MARIA G. SOTTO, JAIME F. BORRES, ANTONIO E. INTON, JR., JESUS MANUEL C. SUNTAY, JANET M. MALAYA, EDCEL B. LAGMAN, JR., VINCENT DG. BELMONTE, BAYANI V. HIPOL, CONCEPCION S. MALANGEN and ALEXIS GRACE R. MATIAS.

WHEREAS, the continuing development of real estates and land development projects must be mindful of the basic principles of conservation, environmental protection and planning patterns that consider the natural environment;

WHEREAS, the institutionalization of eco-friendly systems and technologies supports government efforts to reduce greenhouse gases and other hazardous emissions from buildings and other structures;

WHEREAS, the implementation of a green infrastructure policy emphasizes the need to promote and protect the interrelation of the natural ecosystem and development as these are key factors that contribute to sustainable development, empowerment of the people and urban development.

Passage of the Green Building Ordinance

In 2009, Quezon City enacted a landmark legislation, the Green Building Ordinance, which mandates the use of environment-friendly systems and technologies, supporting the efforts of the government to reduce greenhouse gases and other hazardous emissions that come from transport vehicles and commercial buildings.

The ordinance defines "green building" as an integrated and complete approach to planning, design, construction, operation, and maintenance of building structures including their surrounding landscape. It requires land users, developers, and planners to maintain building standards that promote and support renewable energy as well as other energy efficient technologies. It also encourages the use of environment-friendly materials in building structure, constructions, and renovations.

Citizen participation

Aside from barangay-based activities, cooperation from constituents are through various programs. School children figure regularly in environment campaigns through the Green School Brigade programs, achieved in partnership with the Rotary Club of Quezon City and the IPM Environmental Services, and the Sinop Bulasi sa Eskwela project which is a mandatory waste segregation and recycling campaign in schools. Business concerns, especially with regard to compliance with environmental laws, is the aim of the regular Pollution Summits and Transport Summits.

Community organizing work is also being achieved through such projects as the Sustainable Biodiversity of the Diliman Creek Corridor. The multisectoral group is composed of Ms. Joy Belmonte, Barangay Laging Handa, Miriam College, Sagip Pasig Movement, ADVOCAM and the City government.

Safety and security



Successfully resolving security issues is another key consideration in creating a livable city environment. Ensuring peace and order within Quezon City is the main concern of the multi-awarded Central Police District.



CPD's 2,506 men and women have the challenge of protecting the concerns of a huge population (2.7 million residents) and a huge land area. The police-to-population ratio is 1:1,069 and police-to-area density is 16.19 policemen to 1 square kilometer of land area. By effectively addressing this burden, in 2008 and 2009, CPD was adjudged the Best Police District in the Philippines and was also chosen as the Model Police District.



To augment the strength of the police force, 108 non-uniformed Philippine National Police (PNP) personnel and 120 police aides from the City government perform various technical and administrative tasks in district and station headquarters. Police are assigned to 12 police stations all over the city.

Effectively equipping the police force with more vehicles, the benefits of technology, and the necessary armaments, is another strategy to expand efficiency, and make up for the lack in manpower. To make up for deficiencies in provisions from the national government, the City government provided its police force with:

- 135 police cars, 1 van, 30 multicabs, and 58 motorcycles
- 86 mobile radios, 230 handheld radios, and 350 extra battery packs
- 10 computers and 10 printers
- 522 shotguns, pistols and rifle, and 196,783 rounds of ammunition
- Bomb suit, explosive ordnance disposal kit, and portable explosive detector
- A wide range of SWAT equipment, including ballistics and tactical armored vests, helmets, gas masks, trauma plates and ballistics entry shield.

Decrease in Carnapping Incidents in Quezon City
2001 to 2009

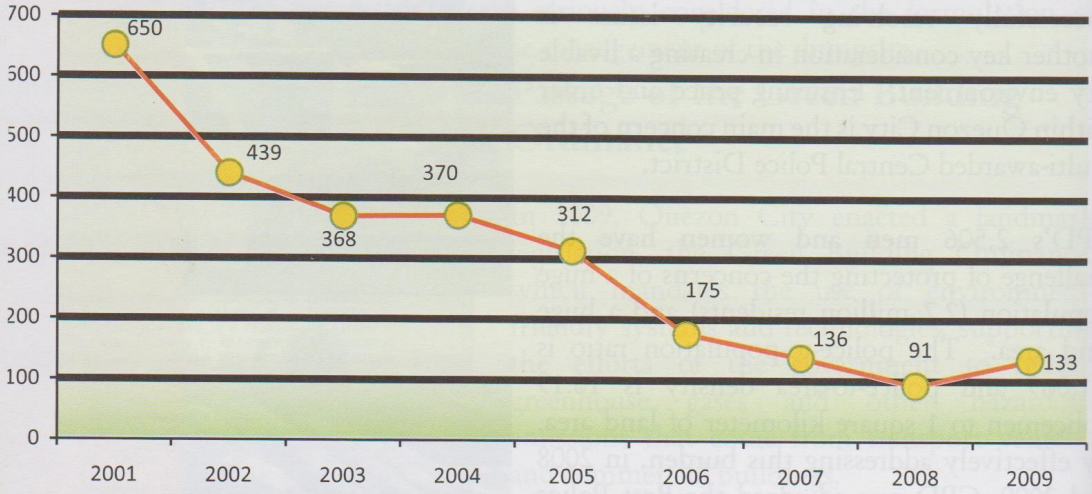

• Comparing carnapping incidents in 2004 to those reported in 2009, there has been a sharp decrease of 64.05%.

Source: Quezon City Police District 2009 Accomplishment Report







Among the innovative programs of the CPD are the following:

- Establishment of Discipline Zones. In areas identified as crime-prone, CPD instituted Sunod sa Batas (SB) Zones, where laws, city ordinances and regulations are implemented very strictly, without exception.
- Use of the New York City Crime Control Model. CPD is one of the first units of the PNP to seriously utilize the COMPSTAT. The computer-generated crime statistics strengthens intelligence and investigative work.
- Use of regular intelligence coordinating conferences with anti-carnapping units in other cities.
- Formation of the Crime Management and Analysis Team, for the systematic management of crime statistics through a dedicated team responsible for the preparation of intelligence plans, crime analysis and regular updates on peace and order situations.
- Installation of the Electronic Rogue Gallery System in all 12 police stations.
- Increased community involvement in crime prevention, through regular police-community dialogues and social/ medical interactions.

The police also work actively with the City government, particularly the Task Force on the Business Process Outsourcing Industry, in securing areas which have become 24-hour business centers like information technology parks and their surrounding communities, to ensure that personnel who arrive and depart for evening or early morning shifts can reach their destinations safely.

The local government's citywide streetlighting program has contributed to the peace and security of Quezon City communities. The program has contributed to the 60% improved illumination of City streets. Especially addressed have been crime-prone areas, dimly lighted residential areas with high population densities (such as Calle Industria, Old Samson Road, UP Bliss, Holy Spirit, and parts of Payatas), insufficiently illuminated major thoroughfares (including Mindanao Avenue, Katipunan Avenue, Commonwealth Avenue, and Sauyo Road) and potential and present business district developments (including Tomas Morato Avenue).













The City government's installation of 13, 884 new lamp and the repair and the maintenance of 8, 385 others, have remarkably improved the illumination and contributed to the improved safety and security of the majority of city streets.



COMPETING ON EFFICIENCIES





Improving the capacity to govern

In 2001, QC was at the bottom of the competitive rankings of metro cities, to the dismay of the City executives. In 2007, the city managed a complete turnaround to top all Metro Manila.

The turnaround was the result of having instituted a clear governance framework, fully operational and participative management systems, and resolute action plans to reduce the constraints that constituents experienced with the City government's public service system. It meant drastically cutting down red tape, and reducing unnecessary processes, some of which evolved simply because other cities did these.

Management policy setting and coordination

Mayor Belmonte constituted the Executive Committee (ExCom), composed of all department and office heads of the City government, to meet every two weeks, to be kept abreast with programs and developments in other areas of the LGU as well as to coordinate efforts for multi-discipline or multi-sectoral programs and activities.

For policy direction setting and review, he constituted the Management Committee (Mancom), composed of the highest key executives of the City government, who meet regularly to resolve policy issues and draw up strategies for the development directions of Quezon City.

To fully evaluate the needs and requirements of infrastructure development, the Mayor organized the Infrastructure Committee (Infracom), to ensure that projects are needs-driven (not request-driven) and are properly prioritized, given the enormous needs of the City.

Process and systems improvements

*** Reduction of red tape in business registration.**
Mayor Belmonte issued Executive Order No. 10 (series of 2009), to prescribed the fast-track path to business renewal, where the City Treasurer, the Business Permits and Licensing Head, and the QC-IT Task Force ensure that all "minimally regulated" businesses are able to receive their renewed permits as soon as they pay the current taxes and fees.

*** Development of one-stop business center.**
City executives worked with the International Finance Corporation and the Ateneo School of Governance to further simplify the city's business registration system to reach regional and international benchmarks. The aim is greater transparency, reduced interactions with offices, and less human discretion in the system of registering new businesses through the development and implementation of a one-stop business center. The simplification has cut down processing time to about an hour and requires just one visit to one business center, provided all the requirements are already available.

*** Streamlining of building permits processing.**
Simplification of procedures make it easier for people to start their construction. Once the complete documents are accepted by the Building Official, the applicant can start construction while the permit is processed. The Building Official's Office has made available online, through the QC website, the requirements and forms for building and occupancy permits, along with various other downloadable forms for other City requirements. Now, it is adopting geographic information systems (GIS) technology to computerize building permit applications data and digitize records so that they can eventually be laid over a citywide GIS map.

*** Computerization of business registry records.**
The Civil Registry Office has also adopted the Document Management Solution System for the conversion, maintenance and retrieval of records in digitized formats, to provide the public with faster and more accurate service.

Organizational strengthening

Organizational capacity was strengthened through the rationalization of the City bureaucracy to reckon with the need for greater efficiency in planning and providing public service attuned to Quezon City's needs. This led to the institutionalization of key offices and organizations through ordinances passed by the City Council: the Housing and Urban Renewal Authority (SP-1236, series of 2003), the Sikap Buhay Cooperative Center (SP-1607, series of 2005), the Information Technology Development Department (SP-1844, series of 2008), a separate office for the Building Official (SP-1944, series of 2009) and the Procurement Office (SP-1978, series of 2009).

Incentives for greater efficiency

The Belmonte Administration has seen to it that Quezon City employees are among the best paid civil servants in the country. Employees get as much as 14th month pay and not less than seven other cash incentives that are intended to make their lives better, increase their productivity, and make them less prone to corruption. The two months bonus is in addition to almost P20,000 worth of other incentives.

All 4,754 plantilla personnel of the City government get midyear and yearend bonuses, which total to 100% of their basic pay. This represents their 13th month pay.

Good governance bonus amounting to another 100% of City Hall employees' one month basic pay is also given, which serves as the equivalent of productivity enhancement incentive mandated by Administrative Order No. 276 issued by the President in December 2008. This serves as the employees' 14th month pay.

Other cash incentives given to regular city hall employees total to more than P20,000, which include the incentive pay (50% of basic salary or the 14 ½ month pay), uniform



allowance (P4,000), productivity incentive bonus (P2,000), cash gift (P5,000), anniversary bonus (P5,000), the Personnel Economic Relief Allowance or PERA (P2,000 per month), loyalty incentive pay (P1,000 for every 10 years and 500 for succeeding 5 years, which is only granted once), and the longevity pay (P100 per month).

Pursuant to the Magna Carta of Public Health Workers, a subsistence allowance of P1,500 per month has been granted the doctors, nurses, psychologists, nutritionists and dieticians, employed by the City government. They also enjoy laundry allowance (P150 per month), hazard pay (equivalent to 25% of the basic pay for Salary Grade 19 and below, and 5% for SG 25 up). Night shift differential is also granted to City government hospital workers who are on duty at the wee hours of the night.

The more than 6,500 contractual employees also enjoy additional cash benefits. In December 2009, they received more than their 13th month pay, through the good governance incentive, which is 50% of their basic pay, plus the pamaskong handog, which ranges from P3,000 to P10,000 depending on an employee's salary bracket. The pamaskong handog has been given to employees every December since 2002 and has been gradually increased since then.

In 2009, on the occasion of Quezon City's 70th Foundation Day, an anniversary bonus ranging from P300 (for employees who have rendered at least one month's service) to P3,000 (for employees who have rendered at least one year of service) was given.

In January 2010, another P2,000 across the board service reward was given by the City government to its employees, an incentive given annually to City government employees for 9 years now.

Traffic enforcers are also given a monthly incentive under the QC Traffic Management Code, which is equivalent to 20% of the total amount paid of their apprehensions for each month, excluding penalties.

Quezon City public school teachers are just as well paid, compared to their peers in other local governments. Total City investments on teachers and school personnel from 2002-2009 reached P2.82 billion in the form of salaries and wages, other forms of compensation, allowances and benefits, payments for contractual services, training and travel (locally and abroad) and other benefits. Incentives include P2,000 monthly supplemental allowance, rice subsidies of up to P1,500 quarterly and longevity pay of P100 a month for every five years of continuous service.





Institutionalization of participative governance

*** City Development Council.** Constituency participation in governance was institutionalized through the City Development Council, which had its inaugural session in 2005, and has been meeting regularly since then. Represented in the CDC are 49 representatives of accredited people's and nongovernment organizations, along with the barangay officials, City Council representatives and the congressmen.

It was in continuous partnership with the wide sectoral representation of the CDC that City Planning executives crafted the 2009 Comprehensive City Development Plan, containing and rationalizing economic and urban physical indicators and the city's development directions. This is participative governance at its best.

*** Barangay.** The Belmonte Administration also guided the QC-LGU to become the first city to grant fiscal autonomy to its barangays. The City government has transferred a total of P3.56 billion to our 142 barangays (thus far, from 2002 to 3rd quarter 2009), so that they too are able to manage their own development.

Top 5 Richest Barangays in Quezon City	
South Triangle	14,597,051.64
Bagumbayan	14,082,201.26
Socorro	13,557,498.62
Ugong Norte	11,265,014.24
Apolonio Samson	8,529,598.34

Real Property Tax Shares Transferred to Barangays
2002 to 3rd Quarter of 2009



	2002	2003	2004	2005	2006	2007	2008	1st to 3rd quarter 2009
RPT Share	316,108,421.03	408,820,262.76	404,125,745.30	437,696,339.78	474,956,925.63	492,292,161.77	505,837,553.52	520,356,513.70



Consistently, the City has also funded continuous barangay training through the institutionalization of the Sustainable Barangay Development Course, designed to improve the managerial and governance competencies of all elective barangay officials, which was developed by the City in partnership with the University of the Philippines National College of Public Administration and Governance.

The barangays also figure very actively as partners in business registration, civil registration, city tax compliance, parks maintenance and environment management campaigns.

* **Youth**. The City government has been organizing youth summits, where the young residents of Quezon City themselves identify issues and concerns relevant to them, and formulate a range of solutions and action programs. In 2005, the youth produced a medium-term youth development plan guided by Vice Mayor Herbert Bautista and City executives.

* **Muslim Consultative Council**. Members of this council help City executives define policies and programs for the well-being of Muslims in Quezon City. Since its creation in 2004, it has acted as a conduit for the City's Muslim population to avail themselves of medical, health and educational assistance.

Progressive legislative support

Under the stewardship of its Presiding Officer, Vice Mayor Herbert M. Bautista, legislative support has worked in productive complementarity with the executive branch of the City Government. Throughout the nine years of the Belmonte Administration, the City Council has enacted 893 ordinances and 3,031 Resolutions, the majority of which are to strengthen local governance and administration.

The Council was also responsible for the passage of the landmark Green Building Ordinance, by requiring the retrofitting of Quezon City buildings to meet the standards of ecologically compliant infrastructure. This supports Mayor Belmonte's emphasis on the need for land users, developers and planners to maintain building standards that promote use of renewable building materials, energy reduction and efficiency mechanisms, solid waste and waste water treatment facilities and other environment-friendly technologies.

Under the city's green building ordinance, the city government shall provide tax incentives for applicants who install and use environment-friendly technologies in their design, construction or retrofitting procedures.

It also pioneered in enacting a Reproductive Health Management Ordinance, ahead of other Metro Manila cities. The ordinance enables families free access to family planning information from QC's health centers, and ways to better ensure maternal health.

Ordinances and Resolutions Passed by the QC Council
July 2001 to 2009

Committee	No. of Ordinances Passed	No. of Resolutions Passed
City Properties and General Services, Local Governance and Administration	185	203
Taxation, Assessment, Budgeting and Property Valuation	81	105
Education, Science and Technology, Culture, Tourism and International Relations	36	228
Peace and Order, Public Safety, Transportation and Traffic Management	79	270
Public Works and Infrastructure, Building, Zoning, Subdivision and Housing	129	290
Public Health and Social Welfare Services, Senior Citizens, Handicapped People, Women, Elderly and Domestic Relations, and Civil Registration	55	329
Legal Affairs, Justice and Human Rights, Public Information and Assistance and People's Participation	30	253
Commerce and Industry, Market and Slaughterhouses, Economic Enterprises, Livelihood and Employment	40	243
Youth, Welfare, Sports, Amusements/ Entertainment, Games and Drugs	57	338
Barangay Affairs, Urban Poor and Human Settlements	154	381
Parks, Environment and Garbage	25	245
Energy and Water Resources, Public Services and Utilities and Telecommunications	22	146
Total	**893**	**3,031**

The Council also scored many "firsts" in the area of gender and development, by being the first Metro Manila local legislature to enact a Citywide Gender and Development code together with the creation of a Gender and Development Resource and Coordinating Office and Gender and Development Council.

Constituency welfare, especially of marginalized sectors, was foremost in the minds of Quezon City's legislators, particularly:

* Senior citizens, who are accorded special lines, booths or counters in all establishments giving privileges and benefits to those over 60 years old (SP-1151, series of 2002). This resulted in special lanes in supermarkets and dedicated lanes in other service areas. The elderly are also protected from abuse by Ordinance SP-1839, series of 2008, which defines their rights.

* Children, who are protected from exploitation through an ordinance (SP-1594, series of 2005), which prohibits the employment of children below 15 years old; through local legislation (SP-1623, series of 2005) creating a Barangay Council for the Protection of Children in every barangay; and SP-1624, series of 2005, establishing the Children's Welfare Fund for the protection of abused and sexually exploited children.

* The disabled and differently abled, through SP-1946, series of 2009, which requires all QC barangays to register persons with disabilities to ensure their enjoyment of privileges under the Magna Carta for Disabled Persons; SP-1696, series of 2006, mandating the issuance of ID cards for the differently abled; SP-1537, series of 2005, requiring all daycare centers to accept children with special educational needs

* The poor, whose dignity are assured through various ordinances including: SP-1154, series of 2002, prohibiting the detention of the cadavers of poor people who cannot pay their hospital bills; SP-1150, series of 2002, establishing a Barangay Welfare Fund for the grant of financial assistance to the beneficiaries of barangay officials who die in active duty; SP-1145, series of 2002, establishing a maternal and health home visiting program in every barangay health center; and many other livelihood and health ordinances.

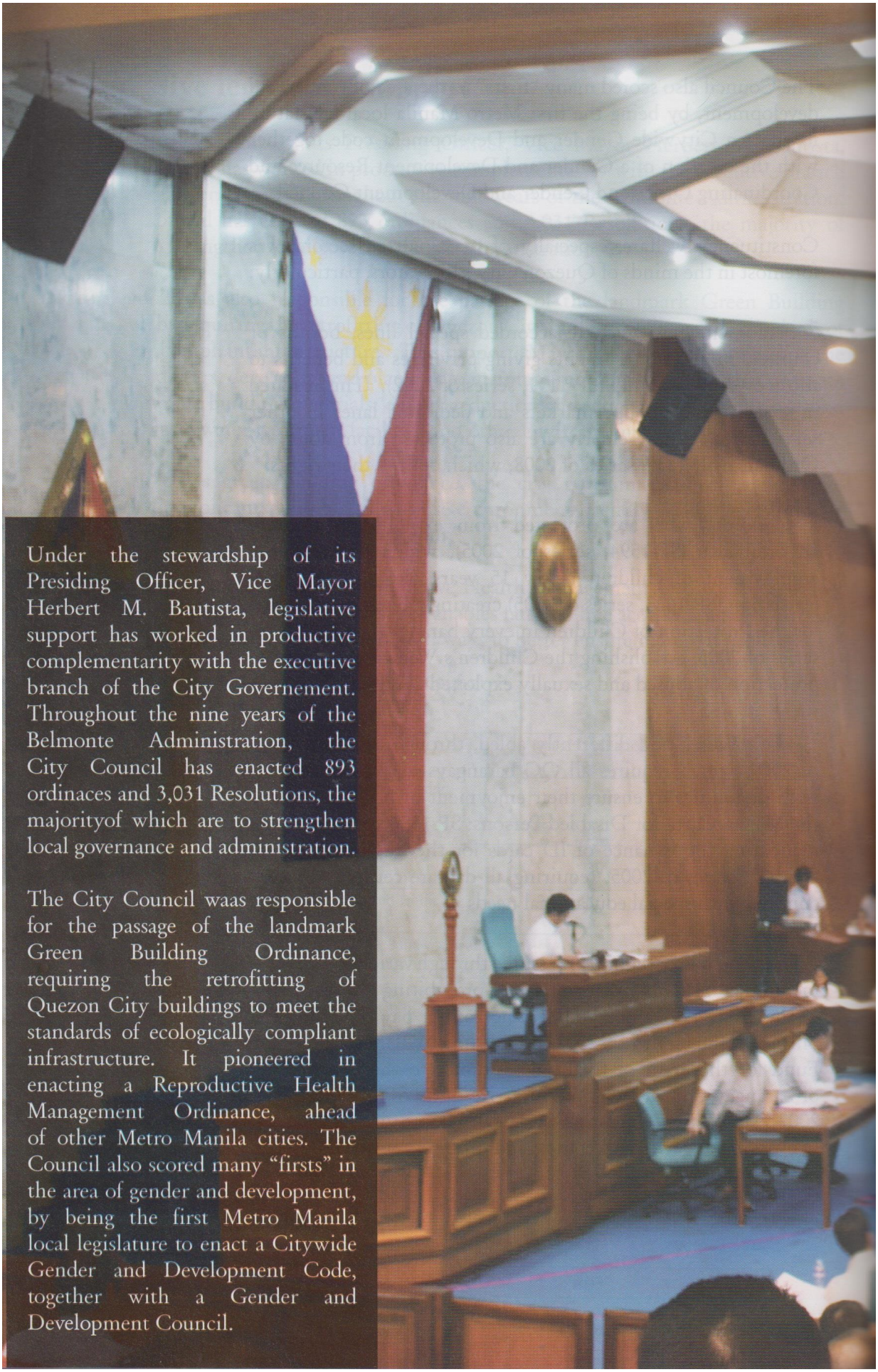

Under the stewardship of its Presiding Officer, Vice Mayor Herbert M. Bautista, legislative support has worked in productive complementarity with the executive branch of the City Governement. Throughout the nine years of the Belmonte Administration, the City Council has enacted 893 ordinaces and 3,031 Resolutions, the majorityof which are to strengthen local governance and administration.

The City Council waas responsible for the passage of the landmark Green Building Ordinance, requiring the retrofitting of Quezon City buildings to meet the standards of ecologically compliant infrastructure. It pioneered in enacting a Reproductive Health Management Ordinance, ahead of other Metro Manila cities. The Council also scored many "firsts" in the area of gender and development, by being the first Metro Manila local legislature to enact a Citywide Gender and Development Code, together with a Gender and Development Council.



Moving forward

Examples of the most progressive cities of the world have shown that those that are forward-looking, and are able to study and plan for trends in the medium and long-term, are those that are best able to seize opportunities for the growth of their people.

To prepare for Quezon City's development directions in the coming years, the City government has enlisted the help of the World Bank, which arranged a $216,000 grant from Cities Alliance for Quezon City to tap the experience of international and local experts in working out a Local Economic Development Strategy. We expect a clear blueprint for Quezon City's development agenda and competitive directions, from all these efforts by early 2010.

The City plans to move full scale into eco-friendly initiatives in keeping with global standards for cleaner and more environmentally compliant urban environments.

To better support its position as the health and wellness capital of the Philippines, the City government shall upgrade the management system of its city hospitals, with a view to enabling efficiency to result in better yet more professional, and more cost-effective health services.

Buttressing the City's strengths as the information capital hub of the country will require more intense preparation of the City's human resources into more high technology skills. Avenues for the poor, especially, to the exponentially growing job and entrepreneurial opportunities in IT must be made wider by government. One door is the Quezon City Polytechnic University which shall deepen its technology focus. Others are incentives for students who opt for engineering and information technology courses, as well as for schools to widen their curriculum in these areas. Other doors are opened by relevant training and skills-job matching programs.







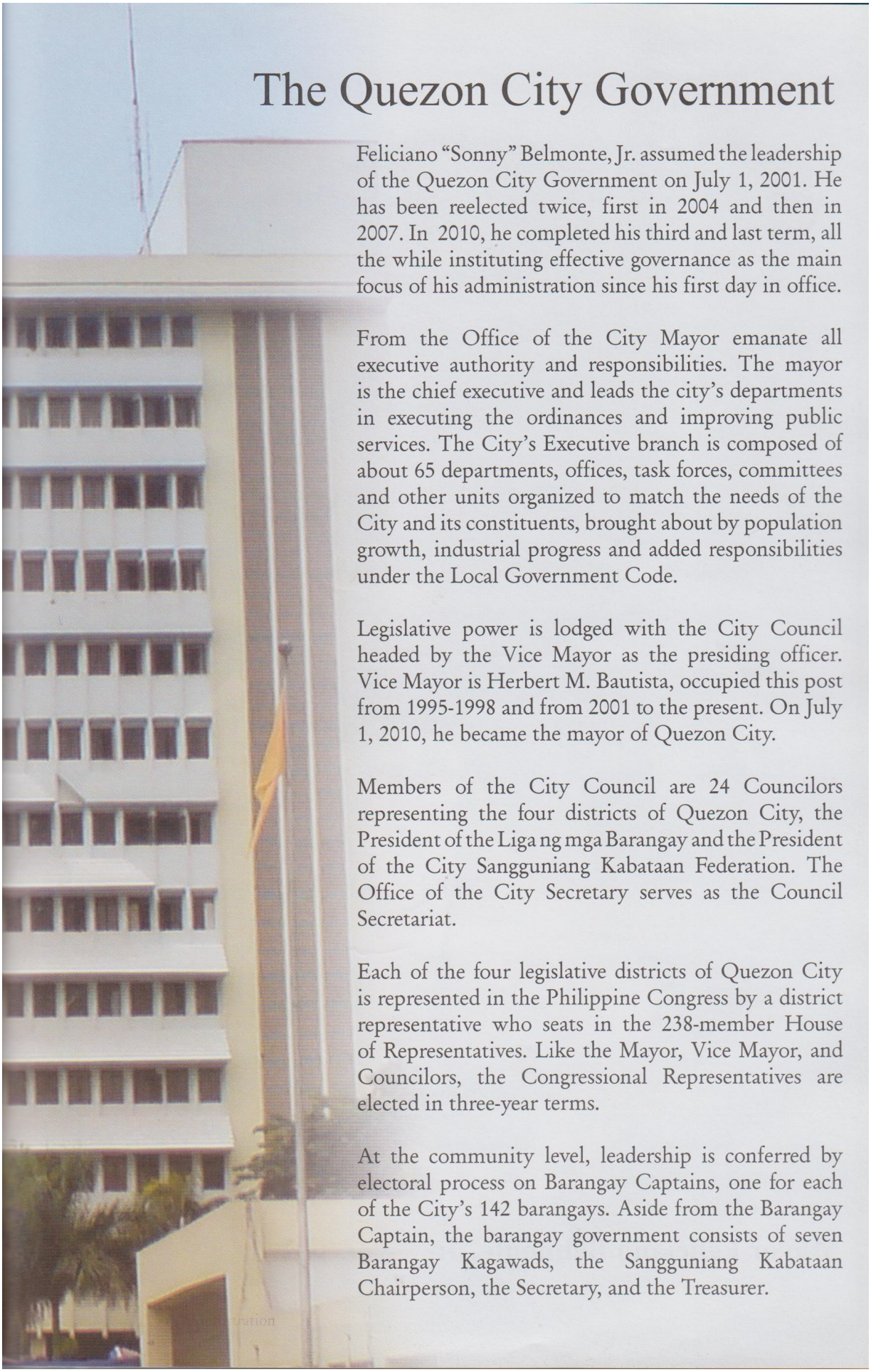

The Quezon City Government

Feliciano "Sonny" Belmonte, Jr. assumed the leadership of the Quezon City Government on July 1, 2001. He has been reelected twice, first in 2004 and then in 2007. In 2010, he completed his third and last term, all the while instituting effective governance as the main focus of his administration since his first day in office.

From the Office of the City Mayor emanate all executive authority and responsibilities. The mayor is the chief executive and leads the city's departments in executing the ordinances and improving public services. The City's Executive branch is composed of about 65 departments, offices, task forces, committees and other units organized to match the needs of the City and its constituents, brought about by population growth, industrial progress and added responsibilities under the Local Government Code.

Legislative power is lodged with the City Council headed by the Vice Mayor as the presiding officer. Vice Mayor is Herbert M. Bautista, occupied this post from 1995-1998 and from 2001 to the present. On July 1, 2010, he became the mayor of Quezon City.

Members of the City Council are 24 Councilors representing the four districts of Quezon City, the President of the Liga ng mga Barangay and the President of the City Sangguniang Kabataan Federation. The Office of the City Secretary serves as the Council Secretariat.

Each of the four legislative districts of Quezon City is represented in the Philippine Congress by a district representative who seats in the 238-member House of Representatives. Like the Mayor, Vice Mayor, and Councilors, the Congressional Representatives are elected in three-year terms.

At the community level, leadership is conferred by electoral process on Barangay Captains, one for each of the City's 142 barangays. Aside from the Barangay Captain, the barangay government consists of seven Barangay Kagawads, the Sangguniang Kabataan Chairperson, the Secretary, and the Treasurer.



Mayor Feliciano Belmonte, Jr.



Vice Mayor Herbert M. Bautista



With Mayor Feliciano Belmonte, Jr., Vice Mayor Herbert Bautista and District 1 Congressman Vincent Crisologo are the District 1 Councilors (L-R): Joseph Emile P. Juico, Victor V. Ferrer, Jr., Bernadette C. Herrera-Dy, Dorothy A. Delarmente, Francisco A. Calalay, Jr. and Ricardo T. Belmonte, Jr.



With Mayor Feliciano Belmonte, Jr., Vice Mayor Herbert Bautista and District 2 Congresswoman Mary Ann Susano are the District 2 Councilors (L-R): Voltaire Godofredo L. Liban III, Winston T. Castelo, Aiko S. Melendez, Eden Delilah A. Medina, Allan Butch T. Francisco and Ramon P. Medalla



With Mayor Feliciano Belmonte, Jr., Vice Mayor Herbert Bautista and District 3 Congressman Matias Defensor are the District 3 Councilors (L-R): Diorella Maria Sotto-De Leon, Franz S. Pumaren, Jaime F. Borres, Wencerom Benedict C. Lagumbay, Dante M. De Guzman and Jorge L. Banal



With Mayor Feliciano Belmonte, Jr., Vice Mayor Herbert Bautista and District 4 Congresswoman Nanette Castelo-Daza are the District 4 Councilors and ex officio members of the City Council (L-R): Concepcion S. Malañgen (Liga ng mga Barangay President), Janet M. Malaya, Vincent Eric G. Belmonte, Edcel B. Lagman, Jr., Jesus Manuel C. Suntay, Alexis Grace R. Matias (Sangguniang Kabataan President) and Bayani V. Hipol





Quezon City's Management Committee is chaired by City Mayor Feliciano Belmonte Jr and is the top-level, policy-setting body of the QC-LGU. The members are (from left to right): Head of the Technical Assistance Committee Sec. Salvador M. Enriquez Jr., Vice Mayor Herbert M. Bautista, City Administrator Paquito N. Ochoa Jr., Secretary to the Mayor Tadeo M. Palma, former City Planning Head Arch. Gerardo G. Magat, Asst. City Administrator for Operations Manuel N. Sabalza, City Engineering Office Head Joselito B. Cabungcal, Assistant City Administrator for General Affairs Pacifico F. Maghacot Jr., Senior Adviser to the Mayor Aproniano M. Boongaling Jr., City Treasurer Victor B. Endriga, and Asst. Secretary to the Mayor Jose O. Castro.


GSO
GSO







The Executive Committee meets bi-monthly, attended by the heads of the more than 50 departments, task forces and other offices of the Quezon City Government. The meeting seeks to ensure better coordination and cohesiveness of the work of the many operating units of our local government.

Infrastructure Committee









The Infrastructure Committee works to ensure that infrastructure projects of the City are not request-driven, but are properly identified, evaluated, programmed and prioritized for implementation. The Chairman is Secretary to the Mayor Tadeo M. Palma. Sec. Salvador M. Enriquez, Jr. acts as the adviser. Its members are: City Administrator Paquito N. Ochoa, Jr., Bids and Awards Committee Chairman for Infrastructure Manuel Sabalza, City Engineering head Joselito Cabungcal, City Planning and Development head Tomasito Cru, Barangay Operations and Market Development & Administraion Department head Donato C. Matias, and Special Design Group head Virgilio Regala, Jr.

Anti Poverty Committee






The Anti-Poverty Integration Task Force recognizes the multiplicity of approaches needed to improve the quality of life of poor constituents. To achieve greater impact and reach more beneficiaries, the task force t works to integrate and coordinate programs and activities of different departments whose thrusts relieve, enhance and upgrade the plight of indigents. The head was Sikap Buhay Center head Dr. La Rainne Sarmiento. Its members are: Social Services Development Department head Teresa Mariano, Urban Poor Affairs head Ramon Asprer, City Health Department head Antonieta Inumerable, City Planning and Development head Tomasito Cruz, Scholarship and Youth Development head Rogelio Reyes, IRO-Public Employment Services head Carlo Magno Abella, Environmental Protection and Waste Management Department head Frederika Rentoy, Division of City Schools head Dr. Victoria Fuentes (succeeded by Dr. Rowena Cacanindin), Office of Senior Citizens Affairs head Aquilino Illera, and Business Affairs Coordinating officer Nena Ordoñez.



QUEZON CITY'S OUTSTANDING CITIZENS



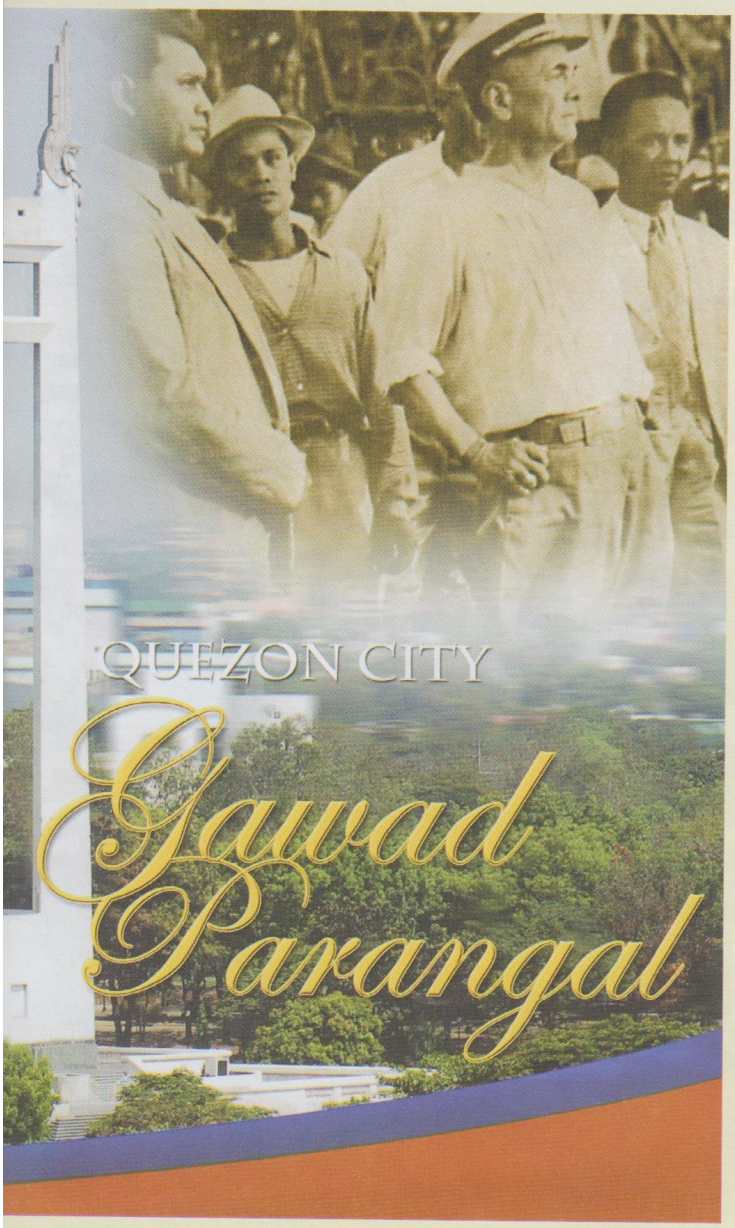

The Gawad Parangal is the highest form of recognition extended by the Quezon City government to honor its outstanding constituents who contribute to the realization of the City's vision as a Quality Community, as well as to the progress and betterment of the Filipino nation as a whole.

The Gawad Parangal was launched by Mayor Feliciano Belmonte, Jr. in 2002, as Quezon City's way of recognizing and extolling the extraordinariness of the City's residents and institutions, who are living and dynamic role models, moving the wheels of development and empowerment by uplifting communities of people, creating more channels for a much transformed future.

In the 70th year of our City's founding, the Gawad Parangal also gave tribute to the City's past mayors, who are now deceased, but each of whom have left their distinctive imprint on the development of our beautiful city, from 1939 to 1976.

All Gawad Parangal Awardees are heroes and leaders, all manner of movers and shakers, whom Quezon City is proud to acknowledge as its residents or firmly rooted business or civic organization. They embody the spirit of our dynamic city through lifetime achievements or various acts of distinctive achievement, which benefit a community, the entire City



MOST OUTSTANDING INDIVIDUALS



JORGE ARANETA

In the 1950s, visionary businessman Jose Amado Araneta had pioneered the transformation of a vast portion of Cubao into a 35-hectare mixed-use facility with five million square feet of retail, entertainment, offices and residential complexes. Jorge "Nene" Araneta has taken over the reins of the Araneta Group of Companies, continuing the thrust towards remarkable growth. The Center's ambitious 20-year redevelopment master plan is designed to make Araneta Center the ultimate venue for shopping, amusement, dining as well as a competitive business and residential hub.



DR. GEORGE S.K. TY

In 1962, 29-year-old George Ty founded the Metropolitan Bank & Trust Co. Under his capable leadership, Metrobank has grown to become one of the country's largest banks, with a formidable network of 700 domestic branches and 35 international branches and subsidiaries.

A noted philanthropist, Ty is also active in Metrobank Foundation, whose programs include college scholarships and honoring the country's top teachers, policemen, and artists with the recognition they deserve.



DEAN VIRGILIO ALMARIO

Virgilio Almario, better known by his nom de plume Rio Alma, is an award-winning poet, essayist, critic, translator, publisher, editor and professor. His works include the critically acclaimed Doktrinang Anakpawis (Doctrine of the Oppressed), Ang Makata sa Panahon ng Makina (The Poet in the Age of the Machine) and Peregrinasyon (The Pilgrimage). He is also the recipient of several Palanca Awards and CCP Awards, two National Book Awards, and the South East Asia Writers Award from Bangkok.



DR. FLORANGEL ROSARIO-BRAID

Dr. Florangel Rosario-Braid is a noted educator and author on communication and information technology. A member of the 1986 Constitutional Commission, Dr. Braid has authored several constitutional provisions on education, cooperatives, science and technology, NGOs and human rights. Dr. Braid is Chairperson of the Committee of Culture of the UNESCO National Commission of the Philippines, and the President Emeritus of the Asian Institute of Journalism and Communication.



DR. SERAFIN QUIASON, JR.

Dr. Serafin Quiason, Jr. is an avid promoter of Philippine history and culture who has led various pioneering efforts in cultural preservation. Among his most renowned feats include obtaining the nomination for four baroque churches in the World Heritage List of UNESCO, two of which were successfully included in this list. Dr. Quiason has been the recipient of numerous awards including the Ten Outstanding Young Men (TOYM) Award in History; UP Lifetime Achievement Award; and the Palmes Academique Award by the French Government.



ANTONIO MELOTO

As founding executive director of the Gawad Kalinga, Tony moves business and political leaders, non-government organizations, the religious and even volunteer individuals to help build homes for the poorest of the poor. There are now more than 850 Gawad Kalinga villages all over the country, plus 100 more GK communities sponsored by major corporations.



CONSUELO SISON

A continuous learning experience and imparting oneself to others... that's how Lola Elong, a mentor, social mover and now among the 2009 most outstanding QC citizens' awardees, envisions a life well lived. She was elected president of the Quezon City and eventually the NCR Public School Teachers Association, actively advocating teachers' rights locally and abroad.

Now at 89, she chairs the Fe del Mundo Center for Children and Community Wellness and volunteers in the Quezon City daycare program.



GERMAN MORENO

A former telonero (curtain raiser) and janitor who made it big as a TV personality and even maker of stars. Kuya Germs, he has starred in more than a hundred movies and hosted a number of TV shows, including one of the most successful TV musical show "That's Entertainment" in 1986 where he mentored countless young stars who made their way in the local and international entertainment scenes. Kuya Germs is still very active on TV and produces TV shows, while promoting artist rights and welfare through the Kalipunan ng mga Artistang Pilipino.



JUSTICE VICENTE MENDOZA

As Supreme Court Justice, he promulgated landmark decisions that shaped Philippine jurisprudence, including his persuasive dissenting opinion in the case of ABS-CBN vs COMELEC on freedom of speech and expression, decided in 2000. He obtained his Master of Laws from Yale University in 1971, where he was granted the Fellowship of the Year Award. He was also a visiting scholar at the Harvard Law School in 1976.



DR. CAROLINA HERNANDEZ

Dr. Carolina Hernandez is one of the Philippines' finest scholars. Not only is she a published author of various scholarly articles on politics and international relations, she has also been a professor in no less than five universities in the United States, Canada and Japan. She heads her self-founded Institute for Strategic and Development Studies, an independent, non-profit policy research center which generates prodigious outputs of research and strategic policy proposals for government policy makers and academicians.



NELIA GONZALES

Nelia has capitalized and innovated on her agribusiness, thus helping to shape two backbone industries of the country. She was the first to locally produce sorghum and soybeans, manufacture yeast from molasses, and open export trade for wheat by-products in Southeast Asia. She pioneered in agricultural marketing and commercial production of hybrid seeds that help farmers yield more crops. Her efforts also helped improve the poultry and livestock industry in the country.

OUTSTANDING INSTITUTIONS

JESUIT VOLUNTEERS OF THE PHILIPPINES
SOCIAL DEVELOPMENT ORGANIZATION

For the last 20 years, Jesuit Volunteers of the Philippines volunteers have been sent on one-year missions to underserved areas, to assist and empower communities. They teach the poor, minister to the disabled and abused, engage in youth formation and leadership training, implement livelihood projects, advocate environmental issues, and fight for the rights of the oppressed.

PHILIPPINE SCIENCE HIGH SCHOOL
MODEL SECONDARY SCHOOL

The Philippine Science High School began as the idea of Filipino mathematician, Dr. Leopoldo Torralba, who was then teaching at New York University. The PSHSS has grown into eight campuses that boast state-of-the-art laboratories and equipment. Year after year, its students bring pride to the country by garnering top honors in national and international competitions in science and mathematics.

PHILIPPINE NATIONAL RED CROSS - QUEZON CITY CHAPTER
HUMANITARIAN AND COMMUNITY ASSISTANCE SERVICE

With 94 chapters all over the country, the Philippine National Red Cross is truly the country's premier humanitarian organization, committed to protect and provide life-saving services particularly to indigents in vulnerable situations. For 60 years, the Quezon City Chapter has extended timely and effective responses to disasters, calamities and other emergencies that hit Quezon City and other cities in the National Capital Region.

MAX'S RESTAURANT - PIONEER DINING ESTABLISHMENT

From a simple café in 1945, Max's restaurant has became one of the most successful casual dining establishments in the country. Max's Restaurant now maintains 121 branches, six of which are in the United States. With an eye on future expansion, the company opened its doors to franchising for the first time in 1998. The original Max's Restaurant still stands proud at Scout Tuason, Quezon City.

MOVIE WORKERS WELFARE FOUNDATION, INC. (MOWELFUND)
MODEL FILM TRAINING INSTITUTE

Founded in 1979, the Mowelfund Film Institute (MFI) is a non-profit training center that caters to the mainstream and independent film industry. Recognizing the power of film as a medium of communication, MFI was established to raise consciousness among filmmakers and audiences to elevate the quality of cinematic art and culture in the Philippines.

JOLLIBEE FAST FOOD CHAIN
PIONEER DINING ESTABLISHMENT

With 600 local branches and 50 international outlets, Jollibee has become the country's leading fast food chain in just a few decades. To solidify its status as food service leader, Jollibee further expanded its market coverage by acquiring Greenwich Pizza in 1994, the franchise for the international food company, Delifrance, in 1995, and Chowking in 2000. With the establishment of the Jollibee Foundation in 2004, Jollibee has shown its commitment to give back to the community through meaningful socio-economic projects.

QC Government Directory

OFFICE OF THE CITY MAYOR
Hon. Feliciano Belmonte, Jr.
3rd Floor, High-rise Building
444-7272 locals 8300 to 8307
924-3592, 921-6750 (fax)
sb@quezoncity.gov.ph

OFFICE OF THE VICE MAYOR
Hon. Herbert M. Bautista
Ground Floor and 2nd Floor,
Legislative Wing
444-7272 locals 7450, 8205, 8128,
8129, 8130, 8206, 8207, 8131, 8132,
8208
920-1459, 922-4361, 921-2006
446-9819, 921-7711 (telefax)
bistek@quezoncity.gov.ph

SENIOR ADVISERS
TO THE MAYOR
Sec. Salvador M. Enriquez, Jr.
Head, Technical Assistance Committee
12th Floor, High-rise Building
444-7272 local 1200, 1201, 1202
922-4458 921-7734 (telefax)
salvador.enriquez@quezoncity.gov.ph

Mr. Aproniano M. Boongaling, Jr.
12th Floor, High-rise Building
444-7272 locals 1205, 1206
924-1524 (telefax)

Dr. Manuel S. Alba
12th Floor, High-rise Building
444-7272 local 1213
manuel.alba@quezoncity.gov.ph

SECRETARY TO THE MAYOR
Mr. Tadeo M. Palma
3rd Floor, High-rise Building
444-7272 locals 7420, 8308, 8309,
8310, 8311, 922-9548
sectothemayor@quezoncity.gov.ph

ASST. SEC. TO THE MAYOR
Mr. Jose O. Castro
Ground Floor, Legislative Building
444-7272 locals 8119 to 8125
jose.castro@quezoncity.gov.ph

CITY ADMINISTRATOR
Atty. Paquito N. Ochoa, Jr.
11th Floor, High-rise Building
444-7272 locals 1100 to 1108, 1214, 1117,
1109, 1110, 926-84-71 (telefax)
cityadmin@quezoncity.gov.ph

ASSISTANT CITY ADMINISTRATOR
FOR GENERAL AFFAIRS
Mr. Pacifico F. Maghacot, Jr.
Ground Floor, High-rise Building
444-7272 local 7300
pacifico.maghacot@quezoncity.gov.ph

ASSISTANT CITY ADMINISTRATOR
FOR OPERATIONS
Mr. Manuel N. Sabalza
12th Floor, High-rise Building
444-7272 locals 1211, 1212
manny.sabalza@quezoncity.gov.ph

Departments and Offices

ADMINISTRATIVE MANAGEMENT
OFFICE
Ms. Eden R. Villanueva
Head
14th Floor, High Rise Building
444-7272 locals 1403 to 1408
amo@quezoncity.gov.ph

BARANGAY OPERATIONS CENTER
(BOC)
Mr. Donato C. Matias
Office-in-Charge
5th Floor, Civic Center Building A, City
Hall Compound
444-7272 locals 8520, 8524 to 8526
394-8731
boc@quezoncity.gov.ph

BUSINESS PERMITS & LICENSING OFFICE (BPLO)
Mr. Pacifico F. Maghacot, Jr.
Head
Ground Floor, High-rise Building
444-7272 local 8107 to 8115
928-11-54 (fax)
bplo@quezoncity.gov.ph

CITY ACCOUNTING DEPARTMENT
Ms. Editha V. Alzona
Head
8th Floor, High-rise Building
444-7272 locals 8270, 8321 to 8331
928-05-75 (telefax)
accounting@quezoncity.gov.ph

CITY ASSESSOR'S OFFICE
Mr. Jose O. Castro
City Assessor
Ground Floor, Left wing, Annex Bldg
444-7272 locals 8119, 1111, 1401, 1112, 8120 to 8125
assessor@quezoncity.gov.ph

CITY BUDGET OFFICE
Ms. Marian C. Orayani
Head
4th Floor, High-rise Building
444-7272 locals 8408 to 8413
926-80-35 (telefax)
budget@quezoncity.gov.ph

CITY CIVIL REGISTRY OFFICE (CCRO)
Mr. Ramon R. Matabang
Head
Ground Floor, Annex Bldg.
925-0453, 929-7813,929-8079
civilregistry@quezoncity.gov.ph

CITY GENERAL SERVICES OFFICE (CGSO)
Mr. Rolando P. Montiel
Head
6th Floor, High-rise Building
444-7272 locals 7388, 8600 to 8620
924-35-95 (fax)
gso@quezoncity.gov.ph

CITY LEGAL OFFICE
Atty. Christian B. Valencia
City Attorney
7th Floor, High-rise Building
444-7272 locals 8700 to 8707
929-19-91
legal@quezoncity.gov.ph

CITY PERSONNEL OFFICE
Ms. Marlene S. Aguilar
Head
5th Floor, High-rise Building
444-7272 locals 8500 to 8504
personnel@quezoncity.gov.ph

CITY PLANNING & DEVELOPMENT OFFICE
Mr. Tomasito L. Cruz
Head
10th Floor, High-rise Building
444-7272 locals 1004 to 1011
922-45-54
cpdo@quezoncity.gov.ph

CITY TREASURER'S OFFICE (CTO)
Dr. Victor B. Endriga
City Treasurer
11th Floor High-rise Building
444-7272 locals 7433, 8137 to 8143, 8318 to 8320, 8261 to 8267, 8144, 8266, 8145, 8269, 8146, 8270
928-83-36
444-7272 local 8319 (telefax)
citytreasurer@quezoncity.gov.ph

COMMUNITY RELATIONS OFFICE (CRO)
Mr. Albert A. Seno
Head
5th Floor, Civic Center Building A, City Hall Compound
444-7272 locals 8521, 8522, 8525, 8526
394-8737
cro@quezoncity.gov.ph

CULTURAL & TOURISM AFFAIRS OFFICE (CTAO)
Ms. Rosario DL. Yara
Officer-in-Charge
8th Floor, Civic Center Building A,
City Hall Compound
444-7272 locals 8841 to 8845
386-1254
tourism@quezoncity.gov.ph

DEPARTMENT OF PUBLIC ORDER & SAFETY (DPOS)
Mr. Manuel N. Sabalza
Head
City Hall Compound
921-10-10
921-10-63
921-00-57
924-18-51
924-18-44
925-20-27
929-78-71
921-10-42 (telefax)
dpos@quezoncity.gov.ph

ENGINEERING DEPARTMENT
Engr. Joselito B. Cabungcal, Jr.
Officer-in-Charge
5th Floor, Civic Center Building B,
City Hall Compound
444-7272 locals 8536 to 8535
engineering@quezoncity.gov.ph

ENVIRONMENTAL PROTECTION & WASTE MANAGEMENT DEPARTMENT (EPWMD)
Ms. Frederika C. Rentoy
Head
Gate 5, City Hall Compound
924-38-16, 920-83-45, 920-83-19
924-15-39 (fax)
epwmd@quezoncity.gov.ph

INDUSTRIAL RELATIONS OFFICE – PUBLIC EMPLOYMENT SERVICE OFFICE (IRO-PESO)
Mr. Carlo Magno Abella
Officer-in-Charge
4th Floor, Civic Center Building A,
City Hall Compound
444-7272 locals 8435 to 8487, 8439
394-8713
peso@quezoncity.gov.ph

MARKET DEVELOPMENT & ADMINISTRATION DEPARTMENT (MDAD)
Mr. Donato C. Matias
Head
3rd Floor, Civic Center Building A,
City Hall Compound
444-7272 locals 8351, 8353 to 8358
market@quezoncity.gov.ph

PARKS DEVELOPMENT & ADMINISTRATION DEPARTMENT (PDAD)
Engr. Zaldy A. dela Rosa
Head
7th Floor, Civic Center Building B
City Hall Compound
444-7272 locals 8906 to 8913
parks@quezoncity.gov.ph

PUBLIC AFFAIRS & INFORMATION SERVICES OFFICE (PAISO)
Mr. Gregorio T. Banacia
Head
5th Floor, Civic Center Building A,
City Hall Compound
444-7272 locals 1503 to 1504
928-64-66
paiso@quezoncity.gov.ph

PUBLIC ASSISTANCE & LEGAL AFFAIRS OFFICE (PALAO)
Atty. Christian B. Valencia
Head
7th Floor, High-rise Building
444-7272 locals 8700 to 8707
921-11-91

QUEZON CITY
HEALTH DEPARTMENT
Dr. Antonieta V. Inumerable
Head
Gate 5, City Hall Compound
926-68-48
929-89-02
929-75-39
929-80-38
health@quezoncity.gov.ph

QUEZON CITY PUBLIC LIBRARY &
INFORMATION CENTER
Ms. Emelita L. Villanueva
City Librarian
City Hall Compound
922-40-60, 927-98-34 (telefax)
library@quezoncity.gov.ph

QUEZON CITY REGISTRY OF DEEDS
Atty. Elbert T. Quilala
Registrar of Deeds
LRA Bldg., East Ave. V. Luna Rd.
926-0184
registryofdeeds@quezoncity.gov.ph

RADIO COMMUNICATIONS SERVICE
OFFICE
Mr. Carlos I. Versonilla
Head
4th Floor, High-rise Building
922-86-56
922-32-30
922-32-27
929-33-62
radio@quezoncity.gov.ph

SOCIAL SERVICES & DEVELOPMENT
DEPARTMENT (SSDD)
Ms. Ma. Teresa M. Mariano
Head
City Hall Compound
Molave Youth Home
924-14-12
926-93-44
926-18-24
927-15-88
924-14-40 (telefax)
ssdd@quezoncity.gov.ph

Task Forces and Other Units

BOARD OF ASSESSMENT
APPEALS
Atty. Elbert T. Quilala
Board Chairman
14th Floor, High-rise Building
444-7272 local 1409

COMMUNICATIONS
COORDINATION CENTER
Ms. Regina A. Samson
Head
15th Floor, High-rise Building
444-7272 locals 1209, 1210, 1505
467-3155
ccc@quezoncity.gov.ph

CONTROL, PREVENTION AND
REMOVAL OF ILLEGAL
STRUCTURES AND SQUATTING
(COPRISS)
Mr. Marlowe Y. Jacutin
Head
6th Floor, Civic Center Building A,
City Hall Compound
444-7272 local 8646
394-8708
copriss@quezoncity.gov.ph

GENDER AND DEVELOPMENT
RESOURCES & COORDINATION
OFFICE (GAD-RCO)
. Mary Ruby M. Palma
Head
7th Floor, Civic Center Building A,
City Hall Compound
444-7272 locals8732, 8739
386-1272
gadrco@quezoncity.gov.ph

HOUSING AND URBAN RENEWAL AUTHORITY (HURA)
Sec. Salvador M. Enriquez, Jr.
President and General Manager
12th High-rise Building
444-7272 locals 1201 to 1204
922-4588
hura@quezoncity.gov.ph

LAND TITLING AND ADMINISTRATION UNIT
Mr. Elias Jesus F. Santos
Head
11th Floor, High-rise Building
444-7272 locals 1113 to 1115
landtitling@quezoncity.gov.ph

LIQUOR LICENSING & REGULATORY BOARD (LLRB)
Mr. Alberto M. Galarpe
Chairman
4th Floor, Civic Center Building A,
City Hall Compound
444-7272 locals 8432 to 8434, 8438,
8440, 394-8712
llrb@quezoncity.gov.ph

NOVALICHES DISTRICT CENTER (NDC)
Mr. Tadeo M. Palma
Officer-in-Charge
Jordan Plains Subdivision, Novaliches
BPLO – Division
938-31-50, 939-67-83, 939-67-11
novaliches@quezoncity.gov.ph

OFFICE OF THE BUILDING OFFICIAL
Engr. Isagani R. Versoza, Jr.
Officer-in-Charge
4th Floor, Civic Center Building B,
City Hall Compound
444-7272 locals 8446 to 8450, 8452
isagani.verzosa@quezoncity.gov.ph

OFFICE OF SENIOR CITIZENS' AFFAIRS (OSCA)
Mr. Aquilino L. Illera
Head
Near Gate 5, City Hall Compound
433-9379
433-9499
osca@quezoncity.gov.ph

PAYATAS OPERATIONS GROUP (POG)
Col. Jameel Jaymalin
Head
Payatas Controlled Dump Facility Compound
427-82-18
427-73-62 (fax)
pog@quezoncity.gov.ph

PEOPLE'S LAW ENFORCEMENT BOARD (PLEB)
Ms. Susan S. de Guzman
Executive Officer
Ground Floor, Legislative Building
444-7272 local 8136
pleb@quezoncity.gov.ph

QUEZON CITY ANTI – DRUG ABUSE COUNCIL (QC-ADAC)
City Hall Compound
Tahanan Center Rehabilitation Center
(Payatas)
926-95-35
qcadac@quezoncity.gov.ph

QUEZON CITY BUSINESS AFFAIRS COORDINATING OFFICE (Q.C. BACO)
Ms. Nena P. Ordoñez
Head
2nd Floor, Civic Center Building A, City
Hall Compound
444-7272 locals 8284, 8286, 8287
394-8580
qcbaco@quezoncity.gov.ph

QUEZON CITY INFORMATION TECHNOLOGY DEVELOPMENT OFFICE (QC-ITDO)
Mr. Reynald Paul M. Imjada
Head
2nd Floor, High-rise Building
444-7272 locals 8200 to 8203
qcit@quezoncity.gov.ph

QUEZON CITY POLYTECHNIC UNIVERSITY (QCPU)
Sec. Salvador M. Enriquez, Jr.
Officer-in-Charge
Quirino Hi-way, San Bartolome, Novaliches
936-05-26
936-30-19
qcpu@quezoncity.gov.ph

SCHOLARSHIP & YOUTH DEVELOPMENT PROGRAM (SYDP)
Mr. Rogelio L. Reyes
Head
7th Floor, Civic Center Building A, City Hall Compound
444-7272 local 8738
393-9203
sydp@quezoncity.gov.ph

SIKAP BUHAY ENTREPRENEUR AND COOPERATIVES OFFICE (SB-ECO)
Dr. La Rainne Abad-Sarmiento
7th Floor, Civic Center Building A,
City Hall Compound
444-7272 local 8731, 8736
sikapbuhay@quezoncity.gov.ph

SUBDIVISION ADMINISTRATION OFFICE (SAU)
Arch. Pedro Perlas Rodriguez, Jr.
Head
3rd Floor, beside Session Hall
444-7272 local 8133, 8134
sau@quezoncity.gov.ph

TASK FORCE AMUSEMENT TAX
Atty. Voltaire L. Enriquez
Head
2nd Floor, High-rise Building
444-7272 locals 8270, 8274
tfat@quezoncity.gov.ph

TRICYCLE REGULATORY UNIT (TRU)
City Hall Compound near Gate 6
924-14-25
924-14-93
tru@quezoncity.gov.ph

URBAN POOR AFFAIRS OFFICE (UPAO)
Mr. Ramon T. Asprer
Head
6th Floor, Civic Center Building A,
City Hall Compound
444-7272 local 8641 to 8645, 8647
394-9038
upao@quezoncity.gov.ph

Hospitals

NOVALICHES DISTRICT HOSPITAL (NDH)
Dr. Edgardo V. Salud
Director
Novaliches
417-73-95, 417-47-54 ER
ndh@quezoncity.gov.ph

QUEZON CITY GENERAL HOSPITAL (QCGH)
Dr. Edgardo V. Salud
Director
Seminary Road near EDSA
426-13-14 local 245
920-50-02, 455-48-01
453-09-28 (fax)
qcgh@quezoncity.gov.ph

Other Offices

AMORANTO SPORTS COMPLEX
Mr. Adriano Apostol
Head
Roces Avenue
374-25-87, 374-25-93, 374-25-24
374-25-86
amoranto@quezoncity.gov.ph

BUREAU OF JAIL MANAGEMENT & PENOLOGY (BJMP)
Chief Superintendent Arturo Alit
Chief
103 Kalayaan Ave.
929-47-01, 435-10-40, 929-26-22
qcbjmp@quezoncity.gov.ph

CITY HALL DETACHMENT
Police Superintendent Richie Claravall
Chief
Ground floor, City Hall Compound
921-27-97

CIVIL SERVICE COMMISSION
Field Office- Q. C. Hall, 5th Floor
444-7272 locals 8505, 8506
928-32-16
931-79-35 / 39
civilservice@quezoncity.gov.ph
Central Office-Batasan Hills
NCR-Kaliraya St.

COMMISSION ON AUDIT
Mr. Manuel S. Warren
Supervising Auditor
7th floor High-rise Building
444-7272 locals 8147 to 8149
926-12-62
coa@quezoncity.gov.ph

COMMISSION ON ELECTIONS (COMELEC)
Molave St., Q.C. Hall Compound
District I - 922-49-38
District II - 928-89-07
District III - 924-14-14
District IV - 924-61-74
comelec@quezoncity.gov.ph

DIVISION OF CITY SCHOOLS
Dr. Victoria Q. Fuentes
Schools Division Superintendent
Scout Torillo Cor. Kamuning
920-21-01
456-05-21
cityschools@quezoncity.gov.ph

FEDERATION OF WOMEN'S CIVIC ORGANIZATION
Fiscal Lea T. Castelo
President
Molave St., City Hall Compound
926-13-64
fwco@quezoncity.gov.ph

METRO MANILA DEV'T. AUTHORITY (MMDA)
Redemption Center, Kalayaan Ave.
926-55-22
926-91-50
926-85-11

METROPOLITAN TRIAL COURT (MTC)
Hon. Victoria A. Estoespa
Executive Judge
Hall of Justice, City Hall Compound
924-38-51

NATIONAL BUREAU OF INVESTIGATION (NBI)
Mr. Raul B. Angeles
Head
City Hall Compound
926-39-03

PHIL. NATIONAL RED CROSS
Q.C. CHAPTER
Ms. Amy Domingo-Torres
Chapter Administrator
City Hall Compound
433-65-68
920-36-72

PROSECUTOR'S OFFICE
Hon. Claro A. Arellano
City Prosecutor
Hall of Justice, City Hall Compound
924-38-77
924-38-80

QUEZON CITY HALL FIRE
DEPARTMENT
Sr. Supt. Bobby V. Baruelo
City Fire Marshall
City Hall Compound
924-19-22
924-18-57
qcfiredept@quezoncity.gov.ph

QUEZON CITY HALL POST OFFICE
Ms. Narcisa A. Rora
Postmaster
City Hall Compound
922-81-42
postoffice@quezoncity.gov.ph

QUEZON CITY POLICE DISTRICT
Police Chief Supt. Elmo DG San Diego
District Director
Camp P/ Maj. Gen. Tomas B. Karingal,
Sikatuna Village, Quezon City
921-7474
924-3111
www.qcpd.pnp.gov.ph

QUEZON MEMORIAL CIRCLE
Mr. Tadeo M. Palma
Park Administrator
Elliptical Road
924-34-12
924-33-95
435-36-00

QUEZON CITY TECHNICAL
EDUCATION AND SKILLS
DEVELOPMENT AUTHORITY
Mr. Nenuca E. Tanungan
District Director
City Hall Compound
435-67-57 / 58

REGIONAL TRIAL COURT (RTC)
Hon. Ofelia Arellano-Marquez
Executive Judge
Hall of Justice, City Hall Compound
924-39-27
924-31-38
924-38-43

CITY COUNCIL

DISTRICT 1 COUNCILORS

Hon. Francisco A. Calalay, Jr.
2/F Legislative Wing
Annex Building
444-7272 locals 8215, 8216
924-3598
boy.calalay@quezoncity.gov.ph

Hon. Bernadette C. Herrera-Dy
2/F Legislative Wing
Annex Building
444-7272 locals 8213, 8214
929-7748
922-5824
bernadette.herrera-dy@quezoncity.gov.ph

Hon. Dorothy A. Delarmente
2/F Legislative Wing
Annex Building
444-7272 locals 8217, 8218
929-4396
doray.delarmente@quezoncity.gov.ph

Hon. Victor V. Ferrer, Jr.
2/F Legislative Wing
Annex Building
444-7272 locals 8219, 8220
927-5062
jun.ferrer@quezoncity.gov.ph

Hon. Joseph Emile P. Juico
2/F Legislative Wing
Annex Building
444-7272 locals 8221, 8222
922-09-10
sep.juico@quezoncity.gov.ph

Hon. Ricardo T. Belmonte, Jr.
2/F Legislative Wing
Annex Building
444-7272 locals 8223, 8224
922-3232
rj.belmonte@quezoncity.gov.ph

DISTRICT 2 COUNCILORS

Hon. Winston T. Castelo
2/F Legislative Wing
Annex Building
444-7272 locals 8225, 8226
922-2872
winnie.castelo@quezoncity.gov.ph

Hon. Ramon P. Medalla
2/F Legislative Wing
Annex Building
444-7272 locals 8231, 8232
toto.medalla@quezoncity.gov.ph

Hon. Allan Butch T. Francisco
2/F Legislative Wing
Annex Building
444-7272 locals 8227, 8228
922-3251
allan.francisco@quezoncity.gov.ph

Hon. Voltaire Godofredo L. Liban III
2/F Legislative Wing
Annex Building
444-7272 locals 8229, 8230
922-3246
bong.liban@quezoncity.gov.ph

Hon. Eden Delilah A. Medina
2/F Legislative Wing
Annex Building
444-7272 locals 8233, 8234
921-7702
candy.medina@quezoncity.gov.ph

Hon. Aiko S. Melendez
2/F Legislative Wing
Annex Building
444-7272 locals 8235, 8236
922-0876
aiko.melendez@quezoncity.gov.ph

EX-OFFICIO MEMBERS

Hon. Alexis Grace R. Matias
SK Federation President
2/F Legislative Wing
Annex Building
921-5854
alex.matias@quezoncity.gov.ph

DISTRICT 3 COUNCILORS

Hon. Jorge B. Banal, Jr.
2/F Legislative Wing
Annex Building
444-7272 locals 8237, 8238
926-6111
bolet.banal@quezoncity.gov.ph

Hon. Franz S. Pumaren
2/F Legislative Wing
Annex Building
444-7272 locals 8243, 8244
922-2018
franz.pumaren@quezoncity.gov.ph

Hon. Wencerom Benedict C. Lagumbay
2/F Legislative Wing
Annex Building
444-7272 locals 8241, 8242
926-5852
wency.lagumbay@quezoncity.gov.ph

Hon. Dante M. De Guzman
2/F Legislative Wing
Annex Building
444-7272 locals 8239, 8240
922-3250
dante.deguzman@quezoncity.gov.ph

Hon. Diorella Maria Sotto-De Leon
2/F Legislative Wing
Annex Building
444-7272 locals 8245, 8246
922-4083
lala.sotto@quezoncity.gov.ph

Hon. Jaime F. Borres
2/F Legislative Wing
Annex Building
444-7272 locals 8247, 8248
922-3415
jimmy.borres@quezoncity.gov.ph

DISTRICT 4 COUNCILORS

Hon. Antonio E. Inton, Jr.
2/F Legislative Wing
Annex Building
444-7272 locals 8251, 8252
922-2913
ariel.inton@quezoncity.gov.ph

Hon. Jesus Manuel C. Suntay
2/F Legislative Wing
Annex Building
444-7272 locals 8259, 8260
922-3423
bong.suntay@quezoncity.gov.ph

Hon. Janet M. Malaya
2/F Legislative Wing
Annex Building
444-7272 locals 8255, 8256
922-3249
babes.malaya@quezoncity.gov.ph

Hon. Edcel B. Lagman, Jr.
2/F Legislative Wing
Annex Building
444-7272 locals 8253, 8254
920-2444
edcel.lagman@quezoncity.gov.ph

Hon. Vincent Eric G. Belmonte
2/F Legislative Wing
Annex Building
444-7272 locals 8257, 8258
929-6969
vincent.belmonte@quezoncity.gov.ph

Hon. Restituto B. Malañgen
2/F Legislative Wing
Annex Building
444-7272 locals 8249, 8250
922-3740
resty.malangen@quezoncity.gov.ph

Hon. Concepcion S. Malañgen
Liga ng mga Barangay President
2/F Legislative Wing
Annex Building
922-3925
connie.malangen@quezoncity.gov.ph

OFFICE OF THE CITY SECRETARY

Dr. Dorothy D. Lagrada
City Secretary
3/F Legislative Wing
Annex Building
444-7272 locals 8313, 8314
citysec@quezoncity.gov.ph





The Quezon City Government under the Belmonte Administration

The Local government with the highest credit rating in the Philippines, according to credit rating agency, Standard & Poor's. with "financial management sophistication more advanced than its peers"

The most competitive city in Metro Manila and second most competitive in the Philippines, according to the Philippine Competitiveness Ranking Project of the Asian Institute of Management

First Philippine local government to computerize revenue collection and assessment function

First LGU to grant barangays (community-local government unit), full fiscal control over their share of real property tax collections

First to develop and institutionalize an extensive and continuous training curriculum for barangay leaders

First LGU to institutionalize Citywide participation in governance through the City Development Council

First Urban Center to implement the Solid Waste Management Act

First to use Clean Development Mechanism (CDM) as biogas-reduction strategy and revenue genaration mechanism from waste to operate the Biogas Emission Reduction Project as the first clean development mechanism (CDM) project in solid waste management in the Philippines and in Southeast Asia

First LGU to encat Green Building Ordinance which requires land users, developers, and planners to maintain building standards that promote and support renewable energy as wall as other energy efficient technologies

First LGU to develop and manage a science interactive center, with modern laboratories for public high school students, configured to the Department of Education curriculum, as well as a planetarium and observatory

First LGU to enact a Gender Development Code for the protection of women and children

First LGU in Metro Manila to pass the Reproductive Health Ordinance, to provide education on reproductive health care and free access to family planning techniques





Our experience has shown how a Philippine city can very much influence its own development, and carve out its own esteemed status among other cities of the world. Indeed, we can say with pride, we are seeing to it that Quezon City becomes the most attractive destination in the Philippines - whether, it be for business, residency or leisure.

Hon. Feliciano Belmonte, Jr.
Quezon City Mayor
2001-2010